




MEASUREMENT SOLUTION PROVIDER














CATALOGUE NO. PG-E31

PRECISION GAUGES

FULL RANGE OF GAUGE MODULES COVERING ALL PRECISION MEASUREMENT SCENARIOS



GAUGES CONTENT

		Page			Page
	THREAD PLUG&RING GAUGES	05~44		SPLINE PLUG&RING GAUGES	95~96
	GAUGE BLOCKS	45~66		MEASURING BALLS	97~100
	PIN GAUGES	67~80		THREADED HOLE LOCATION GAUGES	101~104
	SETTING RING&CYLINDER GAUGES	81~86		THREAD DEPTH GAUGES	105~108
	ADJUSTABLE SNAP GAUGES	87~88		THREAD MEASURE DEVICES	109~118
	PLAIN PLUG GAUGES	89~94			


THREAD PLUG&RING GAUGES

Thread ring and plug gauges are specialized precision measuring tools used for rapidly inspecting the dimensional acceptability of internal and external threads. They are widely applied in high-volume production settings such as automotive manufacturing, aerospace, and the machinery industry, effectively controlling costs and ensuring the interchangeability and connection reliability of threads



	<i>page</i>
• DLC COATED THREAD RING GAUGES AND PLUG GAUGES	08
• LEFT HAND THREAD RING GAUGES AND PLUG GAUGES	08
• METRIC THREAD PLUG GAUGES(M)	09
• METRIC FINE THREAD PLUG GAUGES(M)	10
• METRIC THREAD RING GAUGES(M)	13
• METRIC FINE THREAD RING GAUGES(M)	14
• METRIC AEROSPACE THREAD PLUG GAUGES(MJ)	19
• METRIC AEROSPACE THREAD RING GAUGES(MJ)	22
• AMERICAN STANDARD THREAD PLUG GAUGES(UN)	26
• AMERICAN STANDARD THREAD RING GAUGES(UN)	28
• AMERICAN STANDARD AEROSPACE THREAD PLUG GAUGES(UNJ)	30
• AMERICAN STANDARD AEROSPACE THREAD RING GAUGES(UNJ)	32
• STI THREAD PLUG GAUGES(STI)	34
• CHECK PLUGS FOR METRIC THREAD RING GAUGES(M)	36
• CHECK PLUGS FOR METRIC FINE THREAD RING GAUGES(M)	37
• THREAD GAUGES FOR ROTARY SHOULDERS CONNECTIONS OF PETROLEUM EQUIPMENT (API SPEC 5B)	42
NUMBER STYLE GAUGES(NC)	
REGULAR STYLE GAUGES(REG)	
FULL-HOLE STYLE GAUGES(FH)	
INTERNAL-FLUSH STYLE GAUGES(IH)	
• CASING, TUBING AND LINE PIPE THREAD GAUGES OF PETROLEUM AND GAS EQUIPMENT(API SPEC 7-2)	43
CASING ROUND THREAD GAUGES(CSG)	
NON-UPSET TUBING THREAD GAUGES(TBG OR NU)	
EXTERNAL-UPSET TUBING THREAD GAUGES(UP TBG OR EU)	
BUTTRESS CASING THREAD GAUGES(BCSG)	
LIPE PIPE THREAD GAUGES(LP)	

Calibrating gauges with a high-precision length measuring instrument ensures that the gauges meet the required standards.



DLC coated GO ring gauge



DLC coated GO plug gauge

DLC COATED THREAD RING GAUGES AND PLUG GAUGES

- The DLC coating has the following advantages:
 - High hardness, extremely wear resistance
 - Low friction coefficient
 - Corrosion resistance
- Plug gauges: GO is coated, NO-GO is not;
Ring gauges: GO is coated, NO-GO is not
- The following thread ring gauges and plug gauges are available with DLC coating:
 - Metric fine thread ring gauges and plug gauges (4139, 4129 series);
 - Metric thread ring gauges and plug gauges (4130, 4120 series);
 - American standard thread ring gauges and plug gauges (4131, 4121 series)

Code example:

Original code	DLC coating code
4120-12	4120-12-DLC
4130-4	4130-4-DLC

DLC coating characteristics

Hardness	6000HV
Friction coefficient	0.15
Coating color	interference color



LEFT HAND THREAD RING GAUGES AND PLUG GAUGES

- The following thread ring gauges and plug gauges are available with left hand:
 - Metric thread ring gauges and plug gauges (4130, 4120 series);
 - Metric fine thread ring gauges and plug gauges (4139, 4129 series);
 - American standard thread ring gauges and plug gauges (4131, 4121 series);
 - Metric aerospace thread ring gauges and plug gauges (4230, 4220 series);
 - American standard aerospace thread ring gauges and plug gauges (4231, 4221 series);
 - Check plugs for metric thread ring gauges (4647 series);
 - Check plugs for metric fine thread ring gauges (4677 series)

Code example:

Original code	Left hand code
4120-12	4120-12-LH
4130-4	4130-4-LH



4130-10

METRIC THREAD PLUG GAUGES



- Supplied with Go and No-Go gauges together
- Standard ISO1502
- Supplied with manufacturer inspection certificate

Size (mm)		Code		
Nominal diameter	Pitch	Class 6H	Class 6G	Class 4H
M0.8	0.2	4130-D8	4130-D8G	4130-D8H
M0.9	0.225	4130-D9	4130-D9G	4130-D9H
M1	0.25	4130-1	4130-1G	4130-1H
M1.1	0.25	4130-1D1	4130-1D1G	4130-1D1H
M1.2	0.25	4130-1D2	4130-1D2G	4130-1D2H
M1.4	0.3	4130-1D4	4130-1D4G	4130-1D4H
M1.6	0.35	4130-1D6	4130-1D6G	4130-1D6H
M1.7	0.35	4130-1D7	4130-1D7G	4130-1D7H
M1.8	0.35	4130-1D8	4130-1D8G	4130-1D8H
M2	0.4	4130-2	4130-2G	4130-2H
M2.2	0.45	4130-2D2	4130-2D2G	4130-2D2H
M2.3	0.4	4130-2D3	4130-2D3G	4130-2D3H
M2.5	0.45	4130-2D5	4130-2D5G	4130-2D5H
M2.6	0.45	4130-2D6	4130-2D6G	4130-2D6H
M3	0.5	4130-3	4130-3G	4130-3H
M3.5	0.6	4130-3D5	4130-3D5G	4130-3D5H
M4	0.7	4130-4	4130-4G	4130-4H
M4.5	0.75	4130-4D5	4130-4D5G	4130-4D5H
M5	0.8	4130-5	4130-5G	4130-5H
M6	1	4130-6	4130-6G	4130-6H
M7	1	4130-7	4130-7G	4130-7H
M8	1.25	4130-8	4130-8G	4130-8H

Size (mm)		Code		
Nominal diameter	Pitch	Class 6H	Class 6G	Class 4H
M9	1.25	4130-9	4130-9G	4130-9H
M10	1.5	4130-10	4130-10G	4130-10H
M11	1.5	4130-11	4130-11G	4130-11H
M12	1.75	4130-12	4130-12G	4130-12H
M14	2	4130-14	4130-14G	4130-14H
M16	2	4130-16	4130-16G	4130-16H
M18	2.5	4130-18	4130-18G	4130-18H
M20	2.5	4130-20	4130-20G	4130-20H
M22	2.5	4130-22	4130-22G	4130-22H
M24	3	4130-24	4130-24G	4130-24H
M27	3	4130-27	4130-27G	4130-27H
M30	3.5	4130-30	4130-30G	4130-30H
M33	3.5	4130-33	4130-33G	4130-33H
M36	4	4130-36	4130-36G	4130-36H
M39	4	4130-39	4130-39G	4130-39H
M42	4.5	4130-42	4130-42G	4130-42H
M45	4.5	4130-45	4130-45G	4130-45H
M48	5	4130-48	4130-48G	4130-48H
M52	5	4130-52	4130-52G	4130-52H
M56	5.5	4130-56	4130-56G	4130-56H
M60	5.5	4130-60	4130-60G	4130-60H
M64	6	4130-64	4130-64G	4130-64H
M68	6	4130-68	4130-68G	4130-68H

Set (class 6H)	
Code	Thread plug gauges included (mm)
4130-S7	M3x0.5 (4130-3), M4x0.7 (4130-4), M5x0.8 (4130-5), M6x1 (4130-6), M8x1.25 (4130-8), M10x1.5 (4130-10), M12x1.75 (4130-12)



4139-20G

METRIC FINE THREAD PLUG GAUGES



- Supplied with Go and No-Go gauges together
- Standard ISO1502
- Supplied with manufacturer inspection certificate

Code example: "-1A" stands for "4139-1A"

Size (mm)		Code (4139)		
Nominal diameter	Pitch	Class 6H	Class 6G	Class 4H
M1	0.2	-1A	-1AG	-1AH
M1.2	0.2	-1D2A	-1D2AG	-1D2AH
M1.4	0.2	-1D4A	-1D4AG	-1D4AH
M1.6	0.2	-1D6A	-1D6AG	-1D6AH
M1.8	0.2	-1D8A	-1D8AG	-1D8AH
M2	0.2	-2A	-2AG	-2AH
M2	0.25	-2B	-2BG	-2BH
M2.5	0.2	-2D5A	-2D5AG	-2D5AH
M2.5	0.25	-2D5B	-2D5BG	-2D5BH
M2.5	0.35	-2D5D	-2D5DG	-2D5DH
M3	0.25	-3B	-3BG	-3BH
M3	0.35	-3D	-3DG	-3DH
M3.5	0.25	-3D5B	-3D5BG	-3D5BH
M3.5	0.35	-3D5D	-3D5DG	-3D5DH
M3.5	0.5	-3D5G	-3D5GG	-3D5GH
M4	0.25	-4B	-4BG	-4BH
M4	0.35	-4D	-4DG	-4DH
M4	0.5	-4G	-4GG	-4GH
M4.5	0.35	-4D5D	-4D5DG	-4D5DH
M4.5	0.5	-4D5G	-4D5GG	-4D5GH
M5	0.25	-5B	-5BG	-5BH
M5	0.35	-5D	-5DG	-5DH
M5	0.5	-5G	-5GG	-5GH
M5.5	0.5	-5D5G	-5D5GG	-5D5GH
M6	0.25	-6B	-6BG	-6BH
M6	0.35	-6D	-6DG	-6DH
M6	0.5	-6G	-6GG	-6GH
M6.5	0.5	-6D5G	-6D5GG	-6D5GH
M7	0.35	-7D	-7DG	-7DH
M7	0.5	-7G	-7GG	-7GH
M7.5	0.5	-7D5G	-7D5GG	-7D5GH
M8	0.35	-8D	-8DG	-8DH
M8	0.5	-8G	-8GG	-8GH

Size (mm)		Code (4139)		
Nominal diameter	Pitch	Class 6H	Class 6G	Class 4H
M8	1	-8P	-8PG	-8PH
M8.5	0.5	-8D5G	-8D5GG	-8D5GH
M9	0.35	-9D	-9DG	-9DH
M9	0.5	-9G	-9GG	-9GH
M9	0.75	-9L	-9LG	-9LH
M9	1	-9P	-9PG	-9PH
M10	0.35	-10D	-10DG	-10DH
M10	0.5	-10G	-10GG	-10GH
M10	1	-10P	-10PG	-10PH
M10	1.25	-10Q	-10QG	-10QH
M11	0.5	-11G	-11GG	-11GH
M11	1	-11P	-11PG	-11PH
M12	0.5	-12G	-12GG	-12GH
M12	1	-12P	-12PG	-12PH
M12	1.25	-12Q	-12QG	-12QH
M12	1.5	-12R	-12RG	-12RH
M13	0.5	-13G	-13GG	-13GH
M13	1	-13P	-13PG	-13PH
M13	1.5	-13R	-13RG	-13RH
M14	0.5	-14G	-14GG	-14GH
M14	1	-14P	-14PG	-14PH
M14	1.25	-14Q	-14QG	-14QH
M14	1.5	-14R	-14RG	-14RH
M15	0.5	-15G	-15GG	-15GH
M15	1	-15P	-15PG	-15PH
M15	1.5	-15R	-15RG	-15RH
M16	0.5	-16G	-16GG	-16GH
M16	1	-16P	-16PG	-16PH
M16	1.25	-16Q	-16QG	-16QH
M16	1.5	-16R	-16RG	-16RH
M17	0.5	-17G	-17GG	-17GH
M17	1	-17P	-17PG	-17PH
M17	1.5	-17R	-17RG	-17RH

Continued from previous page

Size (mm)		Code (4139)			Size (mm)		Code (4139)		
Nominal diameter	Pitch	Class 6H	Class 6G	Class 4H	Nominal diameter	Pitch	Class 6H	Class 6G	Class 4H
M18	0.5	-18G	-18GG	-18GH	M31	0.5	-31G	-31GG	-31GH
	1	-18P	-18PG	-18PH		0.75	-31L	-31LG	-31LH
	1.25	-18Q	-18QG	-18QH	M32	0.5	-32G	-32GG	-32GH
	1.5	-18R	-18RG	-18RH		0.75	-32L	-32LG	-32LH
2	-18T	-18TG	-18TH	1		-32P	-32PG	-32PH	
M19	0.5	-19G	-19GG	-19GH	1.5	-32R	-32RG	-32RH	
	1	-19P	-19PG	-19PH	2	-32T	-32TG	-32TH	
	1.5	-19R	-19RG	-19RH	M33	0.5	-33G	-33GG	-33GH
M20	0.5	-20G	-20GG	-20GH		0.75	-33L	-33LG	-33LH
	1	-20P	-20PG	-20PH		1	-33P	-33PG	-33PH
	1.25	-20Q	-20QG	-20QH		1.5	-33R	-33RG	-33RH
	1.5	-20R	-20RG	-20RH	2	-33T	-33TG	-33TH	
2	-20T	-20TG	-20TH	3	-33V	-33VG	-33VH		
M21	0.5	-21G	-21GG	-21GH	M34	0.75	-34L	-34LG	-34LH
	1	-21P	-21PG	-21PH		1	-34P	-34PG	-34PH
	1.5	-21R	-21RG	-21RH		1.5	-34R	-34RG	-34RH
M22	0.5	-22G	-22GG	-22GH	2	-34T	-34TG	-34TH	
	1	-22P	-22PG	-22PH	M35	0.75	-35L	-35LG	-35LH
	1.25	-22Q	-22QG	-22QH		1	-35P	-35PG	-35PH
	1.5	-22R	-22RG	-22RH		1.5	-35R	-35RG	-35RH
2	-22T	-22TG	-22TH	2	-35T	-35TG	-35TH		
M23	0.5	-23G	-23GG	-23GH	M36	0.75	-36L	-36LG	-36LH
	1	-23P	-23PG	-23PH		1	-36P	-36PG	-36PH
M24	0.5	-24G	-24GG	-24GH		1.5	-36R	-36RG	-36RH
	1	-24P	-24PG	-24PH	2	-36T	-36TG	-36TH	
	1.25	-24Q	-24QG	-24QH	3	-36V	-36VG	-36VH	
	1.5	-24R	-24RG	-24RH	M37	0.75	-37L	-37LG	-37LH
2	-24T	-24TG	-24TH	0.75		-38L	-38LG	-38LH	
M25	0.5	-25G	-25GG	-25GH	M38	1	-38P	-38PG	-38PH
	1	-25P	-25PG	-25PH		1.5	-38R	-38RG	-38RH
	1.5	-25R	-25RG	-25RH		2	-38T	-38TG	-38TH
2	-25T	-25TG	-25TH	M39	0.75	-39L	-39LG	-39LH	
M26	0.5	-26G	-26GG		-26GH	1	-39P	-39PG	-39PH
	1	-26P	-26PG		-26PH	1.5	-39R	-39RG	-39RH
	1.5	-26R	-26RG		-26RH	2	-39T	-39TG	-39TH
	2	-26T	-26TG	-26TH	3	-39V	-39VG	-39VH	
M27	0.5	-27G	-27GG	-27GH	M40	0.75	-40L	-40LG	-40LH
	1	-27P	-27PG	-27PH		1	-40P	-40PG	-40PH
	1.5	-27R	-27RG	-27RH		1.5	-40R	-40RG	-40RH
2	-27T	-27TG	-27TH	2		-40T	-40TG	-40TH	
M28	0.5	-28G	-28GG	-28GH	3	-40V	-40VG	-40VH	
	1	-28P	-28PG	-28PH	M42	1	-42P	-42PG	-42PH
	1.5	-28R	-28RG	-28RH		1.5	-42R	-42RG	-42RH
	2	-28T	-28TG	-28TH		2	-42T	-42TG	-42TH
M29	0.5	-29G	-29GG	-29GH		3	-42V	-42VG	-42VH
	0.75	-29L	-29LG	-29LH	M45	1	-45P	-45PG	-45PH
	1	-29P	-29PG	-29PH		1.5	-45R	-45RG	-45RH
1.5	-29R	-29RG	-29RH	2		-45T	-45TG	-45TH	
M30	0.5	-30G	-30GG	-30GH	3	-45V	-45VG	-45VH	
	0.75	-30L	-30LG	-30LH	M48	1	-48P	-48PG	-48PH
	1	-30P	-30PG	-30PH		1.5	-48R	-48RG	-48RH
	1.5	-30R	-30RG	-30RH		2	-48T	-48TG	-48TH
	2	-30T	-30TG	-30TH	3	-48V	-48VG	-48VH	
3	-30V	-30VG	-30VH						

To be continued

Continued from previous page

Size (mm)		Code (4139)			Size (mm)		Code (4139)			
Nominal diameter	Pitch	Class 6H	Class 6G	Class 4H	Nominal diameter	Pitch	Class 6H	Class 6G	Class 4H	
M50	1	-50P	-50PG	-50PH	M72	2	-72T	-72TG	-72TH	
	1.5	-50R	-50RG	-50RH		3	-72V	-72VG	-72VH	
	2	-50T	-50TG	-50TH		4	-72X	-72XG	-72XH	
3	-50V	-50VG	-50VH	6		-72O	-72OG	-72OH		
M52	1	-52P	-52PG	-52PH	M75	1.5	-75R	-75RG	-75RH	
	1.5	-52R	-52RG	-52RH		2	-75T	-75TG	-75TH	
	2	-52T	-52TG	-52TH		3	-75V	-75VG	-75VH	
	3	-52V	-52VG	-52VH		4	-75X	-75XG	-75XH	
M55	4	-52X	-52XG	-52XH	M76	1.5	-76R	-76RG	-76RH	
	1	-55P	-55PG	-55PH		2	-76T	-76TG	-76TH	
	1.5	-55R	-55RG	-55RH		3	-76V	-76VG	-76VH	
	2	-55T	-55TG	-55TH		4	-76X	-76XG	-76XH	
3	-55V	-55VG	-55VH	6	-76O	-76OG	-76OH			
4	-55X	-55XG	-55XH	M78	2	-78T	-78TG	-78TH		
M56	1	-56P	-56PG		-56PH	M80	1.5	-80R	-80RG	-80RH
	1.5	-56R	-56RG		-56RH		2	-80T	-80TG	-80TH
	2	-56T	-56TG	-56TH	3		-80V	-80VG	-80VH	
	3	-56V	-56VG	-56VH	4		-80X	-80XG	-80XH	
4	-56X	-56XG	-56XH	6	-80O	-80OG	-80OH			
M58	1	-58P	-58PG	-58PH	M82	2	-82T	-82TG	-82TH	
	1.5	-58R	-58RG	-58RH		M85	2	-85T	-85TG	-85TH
	2	-58T	-58TG	-58TH	3		-85V	-85VG	-85VH	
	3	-58V	-58VG	-58VH	4		-85X	-85XG	-85XH	
4	-58X	-58XG	-58XH	6	-85O		-85OG	-85OH		
M60	1	-60P	-60PG	-60PH	M90	2	-90T	-90TG	-90TH	
	1.5	-60R	-60RG	-60RH		3	-90V	-90VG	-90VH	
	2	-60T	-60TG	-60TH		4	-90X	-90XG	-90XH	
	3	-60V	-60VG	-60VH		6	-90O	-90OG	-90OH	
4	-60X	-60XG	-60XH	M95	2	-95T	-95TG	-95TH		
1.5	-62R	-62RG	-62RH		3	-95V	-95VG	-95VH		
2	-62T	-62TG	-62TH		4	-95X	-95XG	-95XH		
M62	3	-62V	-62VG	-62VH	6	-95O	-95OG	-95OH		
	4	-62X	-62XG	-62XH	M100	2	-100T	-100TG	-100TH	
	1.5	-64R	-64RG	-64RH		3	-100V	-100VG	-100VH	
	2	-64T	-64TG	-64TH		4	-100X	-100XG	-100XH	
3	-64V	-64VG	-64VH	6		-100O	-100OG	-100OH		
4	-64X	-64XG	-64XH	M105	2	-105T	-105TG	-105TH		
M65	1.5	-65R	-65RG		-65RH	3	-105V	-105VG	-105VH	
	2	-65T	-65TG		-65TH	4	-105X	-105XG	-105XH	
	3	-65V	-65VG		-65VH	6	-105O	-105OG	-105OH	
	4	-65X	-65XG	-65XH	M110	2	-110T	-110TG	-110TH	
M68	1.5	-68R	-68RG	-68RH		3	-110V	-110VG	-110VH	
	2	-68T	-68TG	-68TH		4	-110X	-110XG	-110XH	
	3	-68V	-68VG	-68VH		6	-110O	-110OG	-110OH	
	4	-68X	-68XG	-68XH	M115	2	-115T	-115TG	-115TH	
1.5	-70R	-70RG	-70RH	3		-115V	-115VG	-115VH		
2	-70T	-70TG	-70TH	4		-115X	-115XG	-115XH		
M70	3	-70V	-70VG	-70VH	6	-115O	-115OG	-115OH		
	4	-70X	-70XG	-70XH	M120	2	-120T	-120TG	-120TH	
	6	-70O	-70OG	-70OH		3	-120V	-120VG	-120VH	
1.5	-72R	-72RG	-72RH	4		-120X	-120XG	-120XH		
					6	-120O	-120OG	-120OH		



4120-16



4120-16N

METRIC THREAD RING GAUGES



- Standard ISO1502
- Supplied with manufacturer inspection certificate

Individual Code example: "-2" stands for "4120-2"

Size (mm)		Code (4120)					
Nominal diameter	Pitch	Class 6g		Class 6e		Class 6h	
		GO	NOGO	GO	NOGO	GO	NOGO
M2	0.4	-2	-2N	-2E	-2EN	-2H	-2HN
M2.2	0.45	-2D2	-2D2N	-2D2E	-2D2EN	-2D2H	-2D2HN
M2.3	0.4	-2D3	-2D3N	-2D3E	-2D3EN	-2D3H	-2D3HN
M2.5	0.45	-2D5	-2D5N	-2D5E	-2D5EN	-2D5H	-2D5HN
M2.6	0.45	-2D6	-2D6N	-2D6E	-2D6EN	-2D6H	-2D6HN
M3	0.5	-3	-3N	-3E	-3EN	-3H	-3HN
M3.5	0.6	-3D5	-3D5N	-3D5E	-3D5EN	-3D5H	-3D5HN
M4	0.7	-4	-4N	-4E	-4EN	-4H	-4HN
M4.5	0.75	-4D5	-4D5N	-4D5E	-4D5EN	-4D5H	-4D5HN
M5	0.8	-5	-5N	-5E	-5EN	-5H	-5HN
M6	1	-6	-6N	-6E	-6EN	-6H	-6HN
M7	1	-7	-7N	-7E	-7EN	-7H	-7HN
M8	1.25	-8	-8N	-8E	-8EN	-8H	-8HN
M9	1.25	-9	-9N	-9E	-9EN	-9H	-9HN
M10	1.5	-10	-10N	-10E	-10EN	-10H	-10HN
M11	1.5	-11	-11N	-11E	-11EN	-11H	-11HN
M12	1.75	-12	-12N	-12E	-12EN	-12H	-12HN
M14	2	-14	-14N	-14E	-14EN	-14H	-14HN
M16	2	-16	-16N	-16E	-16EN	-16H	-16HN
M18	2.5	-18	-18N	-18E	-18EN	-18H	-18HN
M20	2.5	-20	-20N	-20E	-20EN	-20H	-20HN
M22	2.5	-22	-22N	-22E	-22EN	-22H	-22HN
M24	3	-24	-24N	-24E	-24EN	-24H	-24HN
M27	3	-27	-27N	-27E	-27EN	-27H	-27HN
M30	3.5	-30	-30N	-30E	-30EN	-30H	-30HN
M33	3.5	-33	-33N	-33E	-33EN	-33H	-33HN
M36	4	-36	-36N	-36E	-36EN	-36H	-36HN
M39	4	-39	-39N	-39E	-39EN	-39H	-39HN
M42	4.5	-42	-42N	-42E	-42EN	-42H	-42HN
M45	4.5	-45	-45N	-45E	-45EN	-45H	-45HN
M48	5	-48	-48N	-48E	-48EN	-48H	-48HN
M52	5	-52	-52N	-52E	-52EN	-52H	-52HN
M56	5.5	-56	-56N	-56E	-56EN	-56H	-56HN
M60	5.5	-60	-60N	-60E	-60EN	-60H	-60HN
M64	6	-64	-64N	-64E	-64EN	-64H	-64HN
M68	6	-68	-68N	-68E	-68EN	-68H	-68HN

Go ring gauge set (Class 6g)

Code	Thread ring gauges included (mm)
4120-S7	M3x0.5 (4120-3), M4x0.7 (4120-4), M5x0.8 (4120-5), M6x1 (4120-6), M8x1.25 (4120-8), M10x1.5 (4120-10), M12x1.75 (4120-12)

No Go ring gauge set (Class 6g)

Code	Thread ring gauges included (mm)
4120-S7N	M3x0.5 (4120-3N), M4x0.7 (4120-4N), M5x0.8 (4120-5N), M6x1 (4120-6N), M8x1.25 (4120-8N), M10x1.5 (4120-10N), M12x1.75 (4120-12N)



4129-10P



4129-10PN

METRIC FINE THREAD RING GAUGES



- Standard ISO1502
- Supplied with manufacturer inspection certificate (except gauges larger than M100)

Code example: "-3D5G" stands for "4129-3D5G"

Size (mm)		Code (4129)					
Nominal diameter	Pitch	Class 6g		Class 6e		Class 6h	
		GO	NOGO	GO	NOGO	GO	NOGO
M3.5	0.5	-3D5G	-3D5GN	-3D5GE	-3D5GEN	-3D5GH	-3D5GHN
M4	0.5	-4G	-4GN	-4GE	-4GEN	-4GH	-4GHN
M4.5	0.5	-4D5G	-4D5GN	-4D5GE	-4D5GEN	-4D5GH	-4D5GHN
M5	0.5	-5G	-5GN	-5GE	-5GEN	-5GH	-5GHN
M5.5	0.5	-5D5G	-5D5GN	-5D5GE	-5D5GEN	-5D5GH	-5D5GHN
M6	0.5	-6G	-6GN	-6GE	-6GEN	-6GH	-6GHN
M6.5	0.75	-6L	-6LN	-6LE	-6LEN	-6LH	-6LHN
M7	0.5	-7G	-7GN	-7GE	-7GEN	-7GH	-7GHN
M7.5	0.75	-7L	-7LN	-7LE	-7LEN	-7LH	-7LHN
M8	0.5	-8G	-8GN	-8GE	-8GEN	-8GH	-8GHN
M8.5	0.75	-8L	-8LN	-8LE	-8LEN	-8LH	-8LHN
M9	1	-8P	-8PN	-8PE	-8PEN	-8PH	-8PHN
M9	0.5	-9G	-9GN	-9GE	-9GEN	-9GH	-9GHN
M9	0.75	-9L	-9LN	-9LE	-9LEN	-9LH	-9LHN
M9	1	-9P	-9PN	-9PE	-9PEN	-9PH	-9PHN
M10	0.5	-10G	-10GN	-10GE	-10GEN	-10GH	-10GHN
M10	0.75	-10L	-10LN	-10LE	-10LEN	-10LH	-10LHN
M10	1	-10P	-10PN	-10PE	-10PEN	-10PH	-10PHN
M10	1.25	-10Q	-10QN	-10QE	-10QEN	-10QH	-10QHN
M11	0.5	-11G	-11GN	-11GE	-11GEN	-11GH	-11GHN
M11	0.75	-11L	-11LN	-11LE	-11LEN	-11LH	-11LHN
M11	1	-11P	-11PN	-11PE	-11PEN	-11PH	-11PHN
M12	0.5	-12G	-12GN	-12GE	-12GEN	-12GH	-12GHN
M12	0.75	-12L	-12LN	-12LE	-12LEN	-12LH	-12LHN
M12	1	-12P	-12PN	-12PE	-12PEN	-12PH	-12PHN
M12	1.25	-12Q	-12QN	-12QE	-12QEN	-12QH	-12QHN
M12	1.5	-12R	-12RN	-12RE	-12REN	-12RH	-12RHN
M13	0.5	-13G	-13GN	-13GE	-13GEN	-13GH	-13GHN
M13	0.75	-13L	-13LN	-13LE	-13LEN	-13LH	-13LHN
M13	1	-13P	-13PN	-13PE	-13PEN	-13PH	-13PHN
M13	1.5	-13R	-13RN	-13RE	-13REN	-13RH	-13RHN
M14	0.5	-14G	-14GN	-14GE	-14GEN	-14GH	-14GHN
M14	0.75	-14L	-14LN	-14LE	-14LEN	-14LH	-14LHN
M14	1	-14P	-14PN	-14PE	-14PEN	-14PH	-14PHN
M14	1.25	-14Q	-14QN	-14QE	-14QEN	-14QH	-14QHN
M14	1.5	-14R	-14RN	-14RE	-14REN	-14RH	-14RHN

Continued from previous page

Size (mm)		Code (4129)					
Nominal diameter	Pitch	Class 6g		Class 6e		Class 6h	
		GO	NOGO	GO	NOGO	GO	NOGO
M15	0.5	-15G	-15GN	-15GE	-15GEN	-15GH	-15GHN
	0.75	-15L	-15LN	-15LE	-15LEN	-15LH	-15LHN
	1	-15P	-15PN	-15PE	-15PEN	-15PH	-15PHN
	1.5	-15R	-15RN	-15RE	-15REN	-15RH	-15RHN
M16	0.5	-16G	-16GN	-16GE	-16GEN	-16GH	-16GHN
	0.75	-16L	-16LN	-16LE	-16LEN	-16LH	-16LHN
	1	-16P	-16PN	-16PE	-16PEN	-16PH	-16PHN
	1.25	-16Q	-16QN	-16QE	-16QEN	-16QH	-16QHN
M17	1.5	-16R	-16RN	-16RE	-16REN	-16RH	-16RHN
	0.5	-17G	-17GN	-17GE	-17GEN	-17GH	-17GHN
	0.75	-17L	-17LN	-17LE	-17LEN	-17LH	-17LHN
	1	-17P	-17PN	-17PE	-17PEN	-17PH	-17PHN
M18	1.5	-17R	-17RN	-17RE	-17REN	-17RH	-17RHN
	0.5	-18G	-18GN	-18GE	-18GEN	-18GH	-18GHN
	0.75	-18L	-18LN	-18LE	-18LEN	-18LH	-18LHN
	1	-18P	-18PN	-18PE	-18PEN	-18PH	-18PHN
M19	1.25	-18Q	-18QN	-18QE	-18QEN	-18QH	-18QHN
	1.5	-18R	-18RN	-18RE	-18REN	-18RH	-18RHN
	2	-18T	-18TN	-18TE	-18TEN	-18TH	-18THN
	0.5	-19G	-19GN	-19GE	-19GEN	-19GH	-19GHN
M20	0.75	-19L	-19LN	-19LE	-19LEN	-19LH	-19LHN
	1	-19P	-19PN	-19PE	-19PEN	-19PH	-19PHN
	1.5	-19R	-19RN	-19RE	-19REN	-19RH	-19RHN
M21	0.5	-20G	-20GN	-20GE	-20GEN	-20GH	-20GHN
	0.75	-20L	-20LN	-20LE	-20LEN	-20LH	-20LHN
	1	-20P	-20PN	-20PE	-20PEN	-20PH	-20PHN
	1.25	-20Q	-20QN	-20QE	-20QEN	-20QH	-20QHN
	1.5	-20R	-20RN	-20RE	-20REN	-20RH	-20RHN
M22	2	-20T	-20TN	-20TE	-20TEN	-20TH	-20THN
	0.75	-21L	-21LN	-21LE	-21LEN	-21LH	-21LHN
	1	-21P	-21PN	-21PE	-21PEN	-21PH	-21PHN
M23	1.5	-21R	-21RN	-21RE	-21REN	-21RH	-21RHN
	0.75	-22L	-22LN	-22LE	-22LEN	-22LH	-22LHN
	1	-22P	-22PN	-22PE	-22PEN	-22PH	-22PHN
	1.25	-22Q	-22QN	-22QE	-22QEN	-22QH	-22QHN
M24	1.5	-22R	-22RN	-22RE	-22REN	-22RH	-22RHN
	2	-22T	-22TN	-22TE	-22TEN	-22TH	-22THN
	0.75	-23L	-23LN	-23LE	-23LEN	-23LH	-23LHN
M25	1	-23P	-23PN	-23PE	-23PEN	-23PH	-23PHN
	1.5	-23R	-23RN	-23RE	-23REN	-23RH	-23RHN
	2	-23T	-23TN	-23TE	-23TEN	-23TH	-23THN
	0.75	-24L	-24LN	-24LE	-24LEN	-24LH	-24LHN
M26	1	-24P	-24PN	-24PE	-24PEN	-24PH	-24PHN
	1.25	-24Q	-24QN	-24QE	-24QEN	-24QH	-24QHN
	1.5	-24R	-24RN	-24RE	-24REN	-24RH	-24RHN
	2	-24T	-24TN	-24TE	-24TEN	-24TH	-24THN
M27	0.75	-25L	-25LN	-25LE	-25LEN	-25LH	-25LHN
	1	-25P	-25PN	-25PE	-25PEN	-25PH	-25PHN
	1.5	-25R	-25RN	-25RE	-25REN	-25RH	-25RHN
M28	2	-25T	-25TN	-25TE	-25TEN	-25TH	-25THN
	0.75	-26L	-26LN	-26LE	-26LEN	-26LH	-26LHN
	1	-26P	-26PN	-26PE	-26PEN	-26PH	-26PHN
M29	1.5	-26R	-26RN	-26RE	-26REN	-26RH	-26RHN
	2	-26T	-26TN	-26TE	-26TEN	-26TH	-26THN

To be continued

Continued from previous page

Size (mm)		Code (4129)					
Nominal diameter	Pitch	Class 6g		Class 6e		Class 6h	
		GO	NOGO	GO	NOGO	GO	NOGO
M27	0.75	-27L	-27LN	-27LE	-27LEN	-27LH	-27LHN
	1	-27P	-27PN	-27PE	-27PEN	-27PH	-27PHN
	1.5	-27R	-27RN	-27RE	-27REN	-27RH	-27RHN
	2	-27T	-27TN	-27TE	-27TEN	-27TH	-27THN
M28	0.75	-28L	-28LN	-28LE	-28LEN	-28LH	-28LHN
	1	-28P	-28PN	-28PE	-28PEN	-28PH	-28PHN
	1.5	-28R	-28RN	-28RE	-28REN	-28RH	-28RHN
M29	2	-28T	-28TN	-28TE	-28TEN	-28TH	-28THN
	0.75	-29L	-29LN	-29LE	-29LEN	-29LH	-29LHN
	1	-29P	-29PN	-29PE	-29PEN	-29PH	-29PHN
M30	0.75	-30L	-30LN	-30LE	-30LEN	-30LH	-30LHN
	1	-30P	-30PN	-30PE	-30PEN	-30PH	-30PHN
	1.5	-30R	-30RN	-30RE	-30REN	-30RH	-30RHN
	2	-30T	-30TN	-30TE	-30TEN	-30TH	-30THN
M31	3	-30V	-30VN	-30VE	-30VEN	-30VH	-30VHN
	0.75	-31L	-31LN	-31LE	-31LEN	-31LH	-31LHN
	0.75	-32L	-32LN	-32LE	-32LEN	-32LH	-32LHN
M32	1	-32P	-32PN	-32PE	-32PEN	-32PH	-32PHN
	1.5	-32R	-32RN	-32RE	-32REN	-32RH	-32RHN
	2	-32T	-32TN	-32TE	-32TEN	-32TH	-32THN
M33	0.75	-33L	-33LN	-33LE	-33LEN	-33LH	-33LHN
	1	-33P	-33PN	-33PE	-33PEN	-33PH	-33PHN
	1.5	-33R	-33RN	-33RE	-33REN	-33RH	-33RHN
	2	-33T	-33TN	-33TE	-33TEN	-33TH	-33THN
M34	3	-33V	-33VN	-33VE	-33VEN	-33VH	-33VHN
	1	-34P	-34PN	-34PE	-34PEN	-34PH	-34PHN
	1.5	-34R	-34RN	-34RE	-34REN	-34RH	-34RHN
M35	2	-34T	-34TN	-34TE	-34TEN	-34TH	-34THN
	1	-35P	-35PN	-35PE	-35PEN	-35PH	-35PHN
	1.5	-35R	-35RN	-35RE	-35REN	-35RH	-35RHN
M36	2	-35T	-35TN	-35TE	-35TEN	-35TH	-35THN
	1	-36P	-36PN	-36PE	-36PEN	-36PH	-36PHN
	1.5	-36R	-36RN	-36RE	-36REN	-36RH	-36RHN
M37	2	-36T	-36TN	-36TE	-36TEN	-36TH	-36THN
	3	-36V	-36VN	-36VE	-36VEN	-36VH	-36VHN
	1	-38P	-38PN	-38PE	-38PEN	-38PH	-38PHN
M38	1.5	-38R	-38RN	-38RE	-38REN	-38RH	-38RHN
	2	-38T	-38TN	-38TE	-38TEN	-38TH	-38THN
M39	1	-39P	-39PN	-39PE	-39PEN	-39PH	-39PHN
	1.5	-39R	-39RN	-39RE	-39REN	-39RH	-39RHN
	2	-39T	-39TN	-39TE	-39TEN	-39TH	-39THN
M40	3	-39V	-39VN	-39VE	-39VEN	-39VH	-39VHN
	1.5	-40R	-40RN	-40RE	-40REN	-40RH	-40RHN
	2	-40T	-40TN	-40TE	-40TEN	-40TH	-40THN
M41	3	-40V	-40VN	-40VE	-40VEN	-40VH	-40VHN
	1.5	-42R	-42RN	-42RE	-42REN	-42RH	-42RHN
	2	-42T	-42TN	-42TE	-42TEN	-42TH	-42THN
M42	3	-42V	-42VN	-42VE	-42VEN	-42VH	-42VHN
	1.5	-45R	-45RN	-45RE	-45REN	-45RH	-45RHN
M43	2	-45T	-45TN	-45TE	-45TEN	-45TH	-45THN
	3	-45V	-45VN	-45VE	-45VEN	-45VH	-45VHN

To be continued

Continued from previous page

Size (mm)		Code (4129)					
Nominal diameter	Pitch	Class 6g		Class 6e		Class 6h	
		GO	NOGO	GO	NOGO	GO	NOGO
M48	1.5	-48R	-48RN	-48RE	-48REN	-48RH	-48RHN
	2	-48T	-48TN	-48TE	-48TEN	-48TH	-48THN
	3	-48V	-48VN	-48VE	-48VEN	-48VH	-48VHN
M50	1.5	-50R	-50RN	-50RE	-50REN	-50RH	-50RHN
	2	-50T	-50TN	-50TE	-50TEN	-50TH	-50THN
	3	-50V	-50VN	-50VE	-50VEN	-50VH	-50VHN
M52	1.5	-52R	-52RN	-52RE	-52REN	-52RH	-52RHN
	2	-52T	-52TN	-52TE	-52TEN	-52TH	-52THN
	3	-52V	-52VN	-52VE	-52VEN	-52VH	-52VHN
	4	-52X	-52XN	-52XE	-52XEN	-52XH	-52XHN
M55	1.5	-55R	-55RN	-55RE	-55REN	-55RH	-55RHN
	2	-55T	-55TN	-55TE	-55TEN	-55TH	-55THN
	3	-55V	-55VN	-55VE	-55VEN	-55VH	-55VHN
	4	-55X	-55XN	-55XE	-55XEN	-55XH	-55XHN
M56	1.5	-56R	-56RN	-56RE	-56REN	-56RH	-56RHN
	2	-56T	-56TN	-56TE	-56TEN	-56TH	-56THN
	3	-56V	-56VN	-56VE	-56VEN	-56VH	-56VHN
	4	-56X	-56XN	-56XE	-56XEN	-56XH	-56XHN
M58	1.5	-58R	-58RN	-58RE	-58REN	-58RH	-58RHN
	2	-58T	-58TN	-58TE	-58TEN	-58TH	-58THN
	3	-58V	-58VN	-58VE	-58VEN	-58VH	-58VHN
	4	-58X	-58XN	-58XE	-58XEN	-58XH	-58XHN
M60	1.5	-60R	-60RN	-60RE	-60REN	-60RH	-60RHN
	2	-60T	-60TN	-60TE	-60TEN	-60TH	-60THN
	3	-60V	-60VN	-60VE	-60VEN	-60VH	-60VHN
	4	-60X	-60XN	-60XE	-60XEN	-60XH	-60XHN
M62	1.5	-62R	-62RN	-62RE	-62REN	-62RH	-62RHN
	2	-62T	-62TN	-62TE	-62TEN	-62TH	-62THN
	3	-62V	-62VN	-62VE	-62VEN	-62VH	-62VHN
	4	-62X	-62XN	-62XE	-62XEN	-62XH	-62XHN
M64	1.5	-64R	-64RN	-64RE	-64REN	-64RH	-64RHN
	2	-64T	-64TN	-64TE	-64TEN	-64TH	-64THN
	3	-64V	-64VN	-64VE	-64VEN	-64VH	-64VHN
	4	-64X	-64XN	-64XE	-64XEN	-64XH	-64XHN
M65	1.5	-65R	-65RN	-65RE	-65REN	-65RH	-65RHN
	2	-65T	-65TN	-65TE	-65TEN	-65TH	-65THN
	3	-65V	-65VN	-65VE	-65VEN	-65VH	-65VHN
	4	-65X	-65XN	-65XE	-65XEN	-65XH	-65XHN
M68	1.5	-68R	-68RN	-68RE	-68REN	-68RH	-68RHN
	2	-68T	-68TN	-68TE	-68TEN	-68TH	-68THN
	3	-68V	-68VN	-68VE	-68VEN	-68VH	-68VHN
	4	-68X	-68XN	-68XE	-68XEN	-68XH	-68XHN
M70	1.5	-70R	-70RN	-70RE	-70REN	-70RH	-70RHN
	2	-70T	-70TN	-70TE	-70TEN	-70TH	-70THN
	3	-70V	-70VN	-70VE	-70VEN	-70VH	-70VHN
	4	-70X	-70XN	-70XE	-70XEN	-70XH	-70XHN
	6	-70O	-70ON	-70OE	-70OEN	-70OH	-70OHN
M72	1.5	-72R	-72RN	-72RE	-72REN	-72RH	-72RHN
	2	-72T	-72TN	-72TE	-72TEN	-72TH	-72THN

To be continued

Continued from previous page

Size (mm)		Code (4129)					
Nominal diameter	Pitch	Class 6g		Class 6e		Class 6h	
		GO	NOGO	GO	NOGO	GO	NOGO
M72	3	-72V	-72VN	-72VE	-72VEN	-72VH	-72VHN
	4	-72X	-72XN	-72XE	-72XEN	-72XH	-72XHN
	6	-72O	-72ON	-72OE	-72OEN	-72OH	-72OHN
M75	1.5	-75R	-75RN	-75RE	-75REN	-75RH	-75RHN
	2	-75T	-75TN	-75TE	-75TEN	-75TH	-75THN
	3	-75V	-75VN	-75VE	-75VEN	-75VH	-75VHN
	4	-75X	-75XN	-75XE	-75XEN	-75XH	-75XHN
M76	1.5	-76R	-76RN	-76RE	-76REN	-76RH	-76RHN
	2	-76T	-76TN	-76TE	-76TEN	-76TH	-76THN
	3	-76V	-76VN	-76VE	-76VEN	-76VH	-76VHN
	4	-76X	-76XN	-76XE	-76XEN	-76XH	-76XHN
M78	6	-76O	-76ON	-76OE	-76OEN	-76OH	-76OHN
	2	-78T	-78TN	-78TE	-78TEN	-78TH	-78THN
	1.5	-80R	-80RN	-80RE	-80REN	-80RH	-80RHN
M80	2	-80T	-80TN	-80TE	-80TEN	-80TH	-80THN
	3	-80V	-80VN	-80VE	-80VEN	-80VH	-80VHN
	4	-80X	-80XN	-80XE	-80XEN	-80XH	-80XHN
	6	-80O	-80ON	-80OE	-80OEN	-80OH	-80OHN
M82	2	-82T	-82TN	-82TE	-82TEN	-82TH	-82THN
	2	-85T	-85TN	-85TE	-85TEN	-85TH	-85THN
M85	3	-85V	-85VN	-85VE	-85VEN	-85VH	-85VHN
	4	-85X	-85XN	-85XE	-85XEN	-85XH	-85XHN
	6	-85O	-85ON	-85OE	-85OEN	-85OH	-85OHN
	2	-90T	-90TN	-90TE	-90TEN	-90TH	-90THN
M90	3	-90V	-90VN	-90VE	-90VEN	-90VH	-90VHN
	4	-90X	-90XN	-90XE	-90XEN	-90XH	-90XHN
	6	-90O	-90ON	-90OE	-90OEN	-90OH	-90OHN
	2	-95T	-95TN	-95TE	-95TEN	-95TH	-95THN
M95	3	-95V	-95VN	-95VE	-95VEN	-95VH	-95VHN
	4	-95X	-95XN	-95XE	-95XEN	-95XH	-95XHN
	6	-95O	-95ON	-95OE	-95OEN	-95OH	-95OHN
	2	-100T	-100TN	-100TE	-100TEN	-100TH	-100THN
M100	3	-100V	-100VN	-100VE	-100VEN	-100VH	-100VHN
	4	-100X	-100XN	-100XE	-100XEN	-100XH	-100XHN
	6	-100O	-100ON	-100OE	-100OEN	-100OH	-100OHN
	2	-105T	-105TN	-105TE	-105TEN	-105TH	-105THN
M105	3	-105V	-105VN	-105VE	-105VEN	-105VH	-105VHN
	4	-105X	-105XN	-105XE	-105XEN	-105XH	-105XHN
	6	-105O	-105ON	-105OE	-105OEN	-105OH	-105OHN
	2	-110T	-110TN	-110TE	-110TEN	-110TH	-110THN
M110	3	-110V	-110VN	-110VE	-110VEN	-110VH	-110VHN
	4	-110X	-110XN	-110XE	-110XEN	-110XH	-110XHN
	6	-110O	-110ON	-110OE	-110OEN	-110OH	-110OHN
	2	-115T	-115TN	-115TE	-115TEN	-115TH	-115THN
M115	3	-115V	-115VN	-115VE	-115VEN	-115VH	-115VHN
	4	-115X	-115XN	-115XE	-115XEN	-115XH	-115XHN
	6	-115O	-115ON	-115OE	-115OEN	-115OH	-115OHN
	2	-120T	-120TN	-120TE	-120TEN	-120TH	-120THN
M120	3	-120V	-120VN	-120VE	-120VEN	-120VH	-120VHN
	4	-120X	-120XN	-120XE	-120XEN	-120XH	-120XHN
	6	-120O	-120ON	-120OE	-120OEN	-120OH	-120OHN



4230-20PH

METRIC AEROSPACE THREAD PLUG GAUGES



- Standard ISO10959
- Supplied with Go and No-Go gauges together
- Supplied with manufacturer inspection certificate

Code example: "-3GH" stands for "4230-3GH"

Size (mm)			Code (4230)			Size (mm)			Code (4230)			Size (mm)			Code (4230)						
Nominal diameter	Pitch	Class 4H5H	Nominal diameter	Pitch	Class 4H5H	Nominal diameter	Pitch	Class 4H5H	Nominal diameter	Pitch	Class 4H5H	Nominal diameter	Pitch	Class 4H5H	Nominal diameter	Pitch	Class 4H5H				
MJ1.6	0.35	-1D6DH	MJ10	0.75	-10LH	MJ22	1	-22PH	MJ24	1.5	-24RH	MJ25	1.5	-25RH	MJ26	1.5	-26RH				
MJ1.8	0.35	-1D8DH		1	-10PH		1.5	-22RH		1.5	-24RH		1.5	-25RH							
MJ2	0.4	-2EH		1.25	-10QH		2	-22TH		2	-24TH		2	-25TH							
MJ2.2	0.45	-2D2FH		1.5	-10RH		2.5	-22UH		3	-24VH		1.5	-26RH							
MJ2.5	0.35	-2D5DH	MJ11	0.75	-11LH	MJ27	1	-24PH	MJ28	1	-27PH	MJ29	1	-27PH	MJ30	1	-30PH				
	0.45	-2D5FH		1	-11PH		1.5	-24RH		1.5	-27RH		1.5	-30RH							
MJ3	0.35	-3DH		1.25	-11QH		2	-24TH		2	-27TH		1.5	-30RH							
	0.5	-3GH		1.5	-11RH		3	-24VH		3	-27VH		2	-30TH							
MJ3.5	0.35	-3D5DH	MJ12	1	-12PH	MJ31	1	-25PH	MJ32	1.5	-32RH	MJ33	1.5	-33RH	MJ34	1.5	-33RH				
	0.6	-3D5IH		1.25	-12QH		1.5	-25RH		1.5	-32RH		2	-32TH		2	-33TH	2	-33TH		
MJ4	0.5	-4GH		1.5	-12RH		2	-25TH		2	-25TH		3	-30VH		3	-33VH	3	-33VH	3	-33VH
	0.7	-4KH		1.75	-12SH		1.5	-26RH		1.5	-26RH		3.5	-30NH		3	-33VH	3.5	-33NH	3.5	-33NH
MJ4.5	0.5	-4D5GH	MJ14	1	-14PH	MJ35	1	-27PH	MJ36	1.5	-35RH	MJ37	1.5	-35RH	MJ38	1.5	-35RH				
	0.75	-4D5LH		1.25	-14QH		1	-27RH		1	-27PH		1.5	-30PH		1.5	-30PH	1.5	-30PH		
MJ5	0.5	-5GH		1.5	-14RH		2	-27TH		1.5	-27RH		1.5	-30RH		1.5	-30RH	1.5	-30RH	1.5	-30RH
	0.8	-5MH		2	-14TH		3	-27VH		2	-27TH		2	-30TH		2	-30TH	2	-30TH	2	-30TH
MJ5.5	0.5	-5D5GH	MJ15	1	-15PH	MJ39	1	-28PH	MJ40	1.5	-36RH	MJ41	1.5	-36RH	MJ42	1.5	-36RH				
	MJ6	0.75		-6LH	1.5		-15RH	1.5		-28RH	1.5		-28RH	1.5		-36RH	1.5	-36RH	1.5	-36RH	1.5
1		-6PH		1	-16PH		2	-28TH		2	-28TH		1.5	-30PH		1.5	-30PH	1.5	-30PH	1.5	-30PH
MJ7	0.75	-7LH		1.5	-16RH		3	-30VH		1.5	-30RH		1.5	-30RH		1.5	-30RH	1.5	-30RH	1.5	-30RH
	1	-7PH	2	-16TH	3	-30VH	2	-30TH	2	-30TH	2	-30TH	2	-30TH	2	-30TH					
MJ8	0.75	-8LH	1	-17PH	3	-30VH	3	-30VH	3	-30VH	3	-30VH	3	-30VH	3	-30VH					
	1	-8PH	1.5	-17RH	3.5	-30NH	3	-30VH	3.5	-30NH	3.5	-30NH	3.5	-30NH	3.5	-30NH					
MJ9	0.75	-9LH	1.5	-17RH	MJ32	1.5	-32RH	MJ32	1.5	-32RH	MJ32	1.5	-32RH	MJ32	1.5	-32RH					
	1	-9PH	2	-18TH	MJ33	2	-32TH	MJ33	2	-32TH	MJ33	2	-32TH	MJ33	2	-32TH					
MJ9	1.25	-9QH	2.5	-18UH	MJ33	2	-32TH	MJ33	2	-32TH	MJ33	2	-32TH	MJ33	2	-32TH					
	MJ9	1.25	-9QH	1	-20PH	MJ33	3	-33VH	MJ33	3	-33VH	MJ33	3	-33VH	MJ33	3	-33VH				
MJ9		1.25	-9QH	1.5	-20RH	MJ33	3	-33VH	MJ33	3	-33VH	MJ33	3	-33VH	MJ33	3	-33VH				
	MJ9	1.25	-9QH	2	-20TH	MJ33	3.5	-33NH	MJ33	3.5	-33NH	MJ33	3.5	-33NH	MJ33	3.5	-33NH				
MJ9		1.25	-9QH	2.5	-20UH	MJ35	1.5	-35RH	MJ35	1.5	-35RH	MJ35	1.5	-35RH	MJ35	1.5	-35RH				

To be continued

Continued from previous page

Size (mm)			Code (4230)			Size (mm)			Code (4230)			Size (mm)			Code (4230)		
Nominal diameter	Pitch	Class 4H5H	Nominal diameter	Pitch	Class 4H5H	Nominal diameter	Pitch	Class 4H5H	Nominal diameter	Pitch	Class 4H5H	Nominal diameter	Pitch	Class 4H5H	Nominal diameter	Pitch	Class 4H5H
MJ35	2	-35TH	MJ55	1.5	-55RH	MJ70	1.5	-70RH	MJ72	1.5	-72RH	MJ75	1.5	-75RH	MJ76	1.5	-76RH
MJ36	1.5	-36RH		2	-55TH		2	-70TH		2	-72TH		1.5	-75RH		1.5	-76RH
	2	-36TH		3	-55VH		3	-70VH		3	-72VH		2	-75TH		3	-76VH
	3	-36VH		4	-55XH		4	-70XH		4	-72XH		3	-75VH		4	-76XH
MJ36	4	-36XH	MJ56	2	-56TH	MJ72	6	-70OH	MJ75	6	-72OH	MJ76	6	-76OH			
	MJ38	1.5		-38RH	3		-56VH	1.5		-72RH	1.5		-75RH	1.5	-76RH		
MJ39		1.5		-39RH	4		-56XH	2		-72TH	2		-75TH	2	-76TH		
	2	-39TH		5.5	-56ZDH		3	-72VH		3	-75VH		3	-76VH			
MJ39	3	-39VH	MJ58	1.5	-58RH	MJ75	4	-72XH	MJ76	4	-72XH	MJ76	4	-76XH			
	4	-39XH		2	-58TH		6	-72OH		6	-76OH						
MJ40	1.5	-40RH		3	-58VH		1.5	-75RH		1.5	-76RH						
	2	-40TH		4	-58XH		2	-75TH		2	-76TH						
MJ40	3	-40VH	MJ60	1.5	-60RH	MJ76	3	-75VH	MJ76	3	-75VH	MJ76	3	-76VH			
	MJ42	1.5		-42RH	2		-60TH	4		-75XH	4		-76XH				
2		-42TH		3	-60VH		1.5	-76RH		1.5	-76RH						
3	-42VH	4		-60XH	3		-76VH	3		-76VH							
MJ42	4	-42XH	MJ62	5.5	-60ZDH	MJ76	4	-76XH	MJ76	4	-76XH	MJ76	4	-76XH			
	4.5	-42YH		1.5	-62RH		6	-76OH		6	-76OH						
MJ45	2	-45TH		2	-62TH		1.5	-78RH		1.5	-78RH						
	3	-45VH		3	-62VH		2	-78TH		2	-78TH						
MJ45	4	-45XH	MJ64	4	-62XH	MJ78	3	-78VH	MJ78	3	-78VH	MJ78	3	-78VH			
	4.5	-45YH		1.5	-64RH		1.5	-80RH		1.5	-80RH						
MJ48	1.5	-48RH		2	-64TH		2	-80TH		2	-80TH						
	2	-48TH		3	-64VH		3	-80VH		3	-80VH						
MJ48	3	-48VH	MJ65	4	-64XH	MJ80	4	-80XH	MJ80	4	-80XH	MJ80	4	-80XH			
	4	-48XH		6	-64OH		6	-80OH		6	-80OH						
MJ48	5	-48ZH		1.5	-65RH		MJ82	1.5		-82RH	MJ82		1.5	-82RH	MJ82	1.5	-82RH
	MJ50	1.5		-50RH	2			-65TH		2			-82TH	2		-82TH	
2		-50TH	3	-65VH	3	-82VH		3	-82VH								
MJ50	3	-50VH	MJ68	4	-65XH	MJ85		1.5	-85RH	MJ85		1.5	-85RH	MJ85		1.5	-85RH
	MJ52	1.5		-52RH	1.5		-68RH	2	-85TH		2	-85TH					
2		-52TH		2	-68TH		3	-85VH	3		-85VH						
MJ52	3	-52VH		MJ68	3		-68VH	MJ85	4		-85XH	MJ85	4		-85XH	MJ85	4
	4	-52XH	4		-68XH	6	-85OH		6	-85OH							
MJ52	5	-52ZDH	6		-68OH	MJ88	1.5		-88RH	MJ88	1.5		-88RH	MJ88	1.5		-88RH

To be continued

Continued from previous page

Size (mm)			Code (4230)			Size (mm)			Code (4230)			Size (mm)			Code (4230)					
Nominal diameter	Pitch	Class 4H5H	Nominal diameter	Pitch	Class 4H5H	Nominal diameter	Pitch	Class 4H5H	Nominal diameter	Pitch	Class 4H5H	Nominal diameter	Pitch	Class 4H5H	Nominal diameter	Pitch	Class 4H5H			
MJ90	1.5	-90RH	MJ120	1.5	-120RH	MJ155	3	-155VH	MJ160	3	-160VH	MJ160	3	-160VH	MJ160	3	-165VH	MJ165	3	-165VH
	2	-90TH		2	-120TH		4	-155XH		4	-160XH		4	-165XH		4	-165XH			
	3	-90VH		3	-120VH		6	-155OH		6	-160OH		6	-165OH		6	-165OH			
	4	-90XH		4	-120XH		MJ170	4		-170VH	4		-170XH	MJ175		4	-175VH		4	-175XH
	6	-90OH		6	-120OH			6		-175OH	6		-175OH							
MJ92	1.5	-92RH	MJ125	1.5	-125RH	MJ180	3	-180VH	MJ185	3	-180VH	MJ190	3	-190VH	MJ195	3	-195VH	MJ200	3	-200VH
MJ95	1.5	-95RH		2	-125TH		4	-180XH		4	-185XH		4	-190XH		4	-195XH			
	2	-95TH		3	-125VH		6	-180OH		6	-185OH		6	-195OH		6	-200OH			
	3	-95VH		MJ130	4		-125XH	MJ135		1.5	-135RH		MJ140	3		-140VH	MJ145		3	-145VH
	4	-95XH			2		-135TH			2	-140TH			4		-145XH				
6	-95OH	3	-135VH	3	-140XH	6	-145OH													
MJ98	1.5	-98RH	4	-135XH	6	-145OH	MJ150		1.5	-150RH	MJ155	1.5		-150RH						
MJ100	1.5	-100RH	6	-135OH	MJ170	1.5			-135RH	2		-150TH		2	-150TH					
	2	-100TH	2	-135TH		3		-150VH	3	-150VH										
	3	-100VH	3	-135VH		4		-150XH	4	-150XH										
	4	-100XH	4	-135XH		6		-150OH	6	-150OH										
	6	-100OH	6	-135OH		6	-150OH	6	-150OH											
MJ102	1.5	-102RH	MJ140	1.5	-140RH	MJ195	4	-195VH	MJ200	4	-200VH									
MJ105	1.5	-105RH		2	-140TH		3	-200VH		3	-200VH									
	2	-105TH		3	-140VH		4	-200XH		4	-200XH									
	3	-105VH		4	-140XH		6	-200OH		6	-200OH									
	4	-105XH		6	-140OH		6	-200OH		6	-200OH									
MJ108	1.5	-108RH	MJ145	1.5	-145RH	MJ200	6	-200OH	MJ200	6	-200OH									
MJ110	1.5	-110RH		2	-145TH		3	-200VH		3	-200VH									
	2	-110TH		3	-145VH		4	-200XH		4	-200XH									
	3	-110VH		4	-145XH		6	-200OH		6	-200OH									
	4	-110XH		6	-145OH		6	-200OH		6	-200OH									
MJ112	1.5	-112RH	MJ150	1.5	-150RH	MJ200	6	-200OH	MJ200	6	-200OH									
MJ115	1.5	-115RH		2	-150TH		3	-200VH		3	-200VH									
	2	-115TH		3	-150VH		4	-200XH		4	-200XH									
	3	-115VH		4	-150XH		6	-200OH		6	-200OH									
	4	-115XH		6	-150OH		6	-200OH		6	-200OH									
MJ118	1.5	-118RH	6	-150OH	6	-200OH	6	-200OH												



METRIC AEROSPACE THREAD RING GAUGES



- Standard ISO10959
- Supplied with manufacturer inspection certificate (except gauge larger than MJ100)

Code example: **-4KM** stands for **4220-4KM**

Size (mm)		Code (4220)				Size (mm)		Code (4220)			
Nominal diameter	Pitch	Class 4g6g		Class 4h6h		Nominal diameter	Pitch	Class 4g6g		Class 4h6h	
		GO	NOGO	GO	NOGO			GO	NOGO		
MJ2	0.4	-2EM	-2EMN	-2ET	-2ETN	MJ11	0.75	-11LM	-11LMN	-11LT	-11LTN
MJ2.2	0.45	-2D2FM	-2D2FMN	-2D2FT	-2D2FTN		1	-11PM	-11PMN	-11PT	-11PTN
MJ2.5	0.35	-2D5DM	-2D5DMN	-2D5DT	-2D5DTN		1.25	-11QM	-11QMN	-11QT	-11QTN
MJ3	0.35	-3DM	-3DMN	-3DT	-3DTN	MJ12	1.5	-11RM	-11RMN	-11RT	-11RTN
	0.5	-3GM	-3GMN	-3GT	-3GTN		1	-12PM	-12PMN	-12PT	-12PTN
MJ3.5	0.35	-3D5DM	-3D5DMN	-3D5DT	-3D5DTN		1.25	-12QM	-12QMN	-12QT	-12QTN
	0.6	-3D5IM	-3D5IMN	-3D5IT	-3D5ITN		1.5	-12RM	-12RMN	-12RT	-12RTN
MJ4	0.5	-4GM	-4GMN	-4GT	-4GTN	MJ14	1.75	-12SM	-12SMN	-12ST	-12STN
	0.7	-4KM	-4KMN	-4KT	-4KTN		1	-14PM	-14PMN	-14PT	-14PTN
MJ4.5	0.5	-4D5GM	-4D5GMN	-4D5GT	-4D5GTN		1.25	-14QM	-14QMN	-14QT	-14QTN
	0.75	-4D5LM	-4D5LMN	-4D5LT	-4D5LTN		1.5	-14RM	-14RMN	-14RT	-14RTN
MJ5	0.5	-5GM	-5GMN	-5GT	-5GTN	MJ15	2	-14TM	-14TMN	-14TT	-14TTN
	0.8	-5MM	-5MMN	-5MT	-5MTN		1	-15PM	-15PMN	-15PT	-15PTN
MJ5.5	0.5	-5D5GM	-5D5GMN	-5D5GT	-5D5GTN		1.5	-15RM	-15RMN	-15RT	-15RTN
MJ6	0.75	-6LM	-6LMN	-6LT	-6LTN	MJ16	1	-16PM	-16PMN	-16PT	-16PTN
	1	-6PM	-6PMN	-6PT	-6PTN		1.5	-16RM	-16RMN	-16RT	-16RTN
MJ7	0.75	-7LM	-7LMN	-7LT	-7LTN	MJ17	2	-16TM	-16TMN	-16TT	-16TTN
	1	-7PM	-7PMN	-7PT	-7PTN		1	-17PM	-17PMN	-17PT	-17PTN
MJ8	0.75	-8LM	-8LMN	-8LT	-8LTN		1.5	-17RM	-17RMN	-17RT	-17RTN
	1	-8PM	-8PMN	-8PT	-8PTN		1	-18PM	-18PMN	-18PT	-18PTN
	1.25	-8QM	-8QMN	-8QT	-8QTN	1.5	-18RM	-18RMN	-18RT	-18RTN	
MJ9	0.75	-9LM	-9LMN	-9LT	-9LTN	MJ20	2.5	-18UM	-18UMN	-18UT	-18UTN
	1	-9PM	-9PMN	-9PT	-9PTN		1	-20PM	-20PMN	-20PT	-20PTN
MJ10	1.25	-9QM	-9QMN	-9QT	-9QTN		1.5	-20RM	-20RMN	-20RT	-20RTN
	0.75	-10LM	-10LMN	-10LT	-10LTN		2	-20TM	-20TMN	-20TT	-20TTN
	1	-10PM	-10PMN	-10PT	-10PTN		2.5	-20UM	-20UMN	-20UT	-20UTN
MJ22	1.25	-10QM	-10QMN	-10QT	-10QTN	1	-22PM	-22PMN	-22PT	-22PTN	
	1.5	-10RM	-10RMN	-10RT	-10RTN	1.5	-22RM	-22RMN	-22RT	-22RTN	

Continued from previous page

Size (mm)		Code (4220)				Size (mm)		Code (4220)			
Nominal diameter	Pitch	Class 4g6g		Class 4h6h		Nominal diameter	Pitch	Class 4g6g		Class 4h6h	
		GO	NOGO	GO	NOGO			GO	NOGO	GO	NOGO
MJ22	2	-22TM	-22TMN	-22TT	-22TTN	MJ42	2	-42TM	-42TMN	-42TT	-42TTN
	2.5	-22UM	-22UMN	-22UT	-22UTN		3	-42VM	-42VMN	-42VT	-42VTN
MJ24	1	-24PM	-24PMN	-24PT	-24PTN		4	-42XM	-42XMN	-42XT	-42XTN
	1.5	-24RM	-24RMN	-24RT	-24RTN		4.5	-42YM	-42YMN	-42YT	-42YTN
MJ25	2	-24TM	-24TMN	-24TT	-24TTN	MJ45	2	-45TM	-45TMN	-45TT	-45TTN
	3	-24VM	-24VMN	-24VT	-24VTN		3	-45VM	-45VMN	-45VT	-45VTN
MJ26	1	-25PM	-25PMN	-25PT	-25PTN		4	-45XM	-45XMN	-45XT	-45XTN
	1.5	-25RM	-25RMN	-25RT	-25RTN	4.5	-45YM	-45YMN	-45YT	-45YTN	
MJ27	2	-25TM	-25TMN	-25TT	-25TTN	MJ48	1.5	-48RM	-48RMN	-48RT	-48RTN
	1.5	-26RM	-26RMN	-26RT	-26RTN		2	-48TM	-48TMN	-48TT	-48TTN
MJ28	1	-27PM	-27PMN	-27PT	-27PTN		3	-48VM	-48VMN	-48VT	-48VTN
	1.5	-27RM	-27RMN	-27RT	-27RTN	4	-48XM	-48XMN	-48XT	-48XTN	
MJ29	2	-27TM	-27TMN	-27TT	-27TTN	5	-48ZM	-48ZMN	-48ZT	-48ZTN	
	3	-27VM	-27VMN	-27VT	-27VTN	MJ50	1.5	-50RM	-50RMN	-50RT	-50RTN
MJ30	1	-28PM	-28PMN	-28PT	-28PTN		2	-50TM	-50TMN	-50TT	-50TTN
	1.5	-28RM	-28RMN	-28RT	-28RTN		3	-50VM	-50VMN	-50VT	-50VTN
MJ31	2	-28TM	-28TMN	-28TT	-28TTN	MJ52	1.5	-52RM	-52RMN	-52RT	-52RTN
	3	-28VM	-28VMN	-28VT	-28VTN		2	-52TM	-52TMN	-52TT	-52TTN
MJ32	1	-30PM	-30PMN	-30PT	-30PTN		3	-52VM	-52VMN	-52VT	-52VTN
	1.5	-30RM	-30RMN	-30RT	-30RTN	4	-52XM	-52XMN	-52XT	-52XTN	
MJ33	2	-30TM	-30TMN	-30TT	-30TTN	5	-52ZDM	-52ZDMN	-52ZDT	-52ZDTN	
	3	-30VM	-30VMN	-30VT	-30VTN	MJ55	1.5	-55RM	-55RMN	-55RT	-55RTN
3.5	-30NM	-30NMN	-30NT	-30NTN	2		-55TM	-55TMN	-55TT	-55TTN	
MJ34	1.5	-32RM	-32RMN	-32RT	-32RTN		3	-55VM	-55VMN	-55VT	-55VTN
	2	-32TM	-32TMN	-32TT	-32TTN	4	-55XM	-55XMN	-55XT	-55XTN	
MJ35	1.5	-33RM	-33RMN	-33RT	-33RTN	MJ56	2	-56TM	-56TMN	-56TT	-56TTN
	2	-33TM	-33TMN	-33TT	-33TTN		3	-56VM	-56VMN	-56VT	-56VTN
MJ36	3	-33VM	-33VMN	-33VT	-33VTN		4	-56XM	-56XMN	-56XT	-56XTN
	3.5	-33NM	-33NMN	-33NT	-33NTN	5.5	-56ZDM	-56ZDMN	-56ZDT	-56ZDTN	
MJ37	1.5	-35RM	-35RMN	-35RT	-35RTN	MJ58	1.5	-58RM	-58RMN	-58RT	-58RTN
	2	-35TM	-35TMN	-35TT	-35TTN		2	-58TM	-58TMN	-58TT	-58TTN
MJ38	1.5	-36RM	-36RMN	-36RT	-36RTN		3	-58VM	-58VMN	-58VT	-58VTN
	2	-36TM	-36TMN	-36TT	-36TTN	4	-58XM	-58XMN	-58XT	-58XTN	
MJ39	3	-36VM	-36VMN	-36VT	-36VTN	MJ60	1.5	-60RM	-60RMN	-60RT	-60RTN
	4	-36XM	-36XMN	-36XT	-36XTN		2	-60TM	-60TMN	-60TT	-60TTN
MJ40	1.5	-38RM	-38RMN	-38RT	-38RTN		3	-60VM	-60VMN	-60VT	-60VTN
	2	-38TM	-38TMN	-38TT	-38TTN	4	-60XM	-60XMN	-60XT	-60XTN	
MJ41	3	-38VM	-38VMN	-38VT	-38VTN	5.5	-60ZDM	-60ZDMN	-60ZDT	-60ZDTN	
	4	-38XM	-38XMN	-38XT	-38XTN	MJ62	1.5	-62RM	-62RMN	-62RT	-62RTN
MJ42	1.5	-40RM	-40RMN	-40RT	-40RTN		2	-62TM	-62TMN	-62TT	-62TTN
	2	-40TM	-40TMN	-40TT	-40TTN		3	-62VM	-62VMN	-62VT	-62VTN
MJ43	3	-40VM	-40VMN	-40VT	-40VTN	4	-62XM	-62XMN	-62XT	-62XTN	
	4	-40XM	-40XMN	-40XT	-40XTN	MJ64	1.5	-64RM	-64RMN	-64RT	-64RTN

To be continued

Continued from previous page


Size (mm)		Code (4220)				Size (mm)		Code (4220)				
Nominal diameter	Pitch	Class 4g6g		Class 4h6h		Nominal diameter	Pitch	Class 4g6g		Class 4h6h		
		GO	NOGO	GO	NOGO			GO	NOGO	GO	NOGO	
MJ64	2	-64TM	-64TMN	-64TT	-64TTN	MJ85	2	-85TM	-85TMN	-85TT	-85TTN	
	3	-64VM	-64VMN	-64VT	-64VTN		3	-85VM	-85VMN	-85VT	-85VTN	
	MJ65	4	-64XM	-64XMN	-64XT	-64XTN	4	-85XM	-85XMN	-85XT	-85XTN	
		6	-64OM	-64OMN	-64OT	-64OTN	6	-85OM	-85OMN	-85OT	-85OTN	
MJ66	1.5	-65RM	-65RMN	-65RT	-65RTN	MJ88	1.5	-88RM	-88RMN	-88RT	-88RTN	
	2	-65TM	-65TMN	-65TT	-65TTN		1.5	-90RM	-90RMN	-90RT	-90RTN	
	MJ67	3	-65VM	-65VMN	-65VT	-65VTN	2	-90TM	-90TMN	-90TT	-90TTN	
		4	-65XM	-65XMN	-65XT	-65XTN	MJ90	3	-90VM	-90VMN	-90VT	-90VTN
MJ68	1.5	-68RM	-68RMN	-68RT	-68RTN	4		-90XM	-90XMN	-90XT	-90XTN	
	2	-68TM	-68TMN	-68TT	-68TTN	6	-90OM	-90OMN	-90OT	-90OTN		
	MJ69	3	-68VM	-68VMN	-68VT	-68VTN	MJ92	1.5	-92RM	-92RMN	-92RT	-92RTN
		4	-68XM	-68XMN	-68XT	-68XTN		1.5	-95RM	-95RMN	-95RT	-95RTN
MJ70	6	-68OM	-68OMN	-68OT	-68OTN	MJ95	2	-95TM	-95TMN	-95TT	-95TTN	
	1.5	-70RM	-70RMN	-70RT	-70RTN		3	-95VM	-95VMN	-95VT	-95VTN	
	2	-70TM	-70TMN	-70TT	-70TTN	4	-95XM	-95XMN	-95XT	-95XTN		
	MJ71	3	-70VM	-70VMN	-70VT	-70VTN	6	-95OM	-95OMN	-95OT	-95OTN	
4		-70XM	-70XMN	-70XT	-70XTN	MJ98	1.5	-98RM	-98RMN	-98RT	-98RTN	
MJ72	6	-70OM	-70OMN	-70OT	-70OTN		1.5	-100RM	-100RMN	-100RT	-100RTN	
	1.5	-72RM	-72RMN	-72RT	-72RTN	2	-100TM	-100TMN	-100TT	-100TTN		
	MJ73	2	-72TM	-72TMN	-72TT	-72TTN	MJ100	3	-100VM	-100VMN	-100VT	-100VTN
		3	-72VM	-72VMN	-72VT	-72VTN		4	-100XM	-100XMN	-100XT	-100XTN
MJ74	4	-72XM	-72XMN	-72XT	-72XTN	6	-100OM	-100OMN	-100OT	-100OTN		
	6	-72OM	-72OMN	-72OT	-72OTN	MJ102	1.5	-102RM	-102RMN	-102RT	-102RTN	
	1.5	-75RM	-75RMN	-75RT	-75RTN		1.5	-105RM	-105RMN	-105RT	-105RTN	
	MJ75	2	-75TM	-75TMN	-75TT	-75TTN	2	-105TM	-105TMN	-105TT	-105TTN	
3		-75VM	-75VMN	-75VT	-75VTN	MJ105	3	-105VM	-105VMN	-105VT	-105VTN	
MJ76	4	-75XM	-75XMN	-75XT	-75XTN		4	-105XM	-105XMN	-105XT	-105XTN	
	6	-75OM	-75OMN	-75OT	-75OTN	6	-105OM	-105OMN	-105OT	-105OTN		
MJ77	1.5	-76RM	-76RMN	-76RT	-76RTN	MJ108	1.5	-108RM	-108RMN	-108RT	-108RTN	
	3	-76VM	-76VMN	-76VT	-76VTN		1.5	-110RM	-110RMN	-110RT	-110RTN	
	MJ78	4	-76XM	-76XMN	-76XT	-76XTN	2	-110TM	-110TMN	-110TT	-110TTN	
		6	-76OM	-76OMN	-76OT	-76OTN	MJ110	3	-110VM	-110VMN	-110VT	-110VTN
MJ79	1.5	-78RM	-78RMN	-78RT	-78RTN	4		-110XM	-110XMN	-110XT	-110XTN	
	2	-78TM	-78TMN	-78TT	-78TTN	6	-110OM	-110OMN	-110OT	-110OTN		
MJ80	3	-78VM	-78VMN	-78VT	-78VTN	MJ112	1.5	-112RM	-112RMN	-112RT	-112RTN	
	4	-78XM	-78XMN	-78XT	-78XTN		1.5	-115RM	-115RMN	-115RT	-115RTN	
	MJ81	6	-78OM	-78OMN	-78OT	-78OTN	2	-115TM	-115TMN	-115TT	-115TTN	
		1.5	-80RM	-80RMN	-80RT	-80RTN	MJ115	3	-115VM	-115VMN	-115VT	-115VTN
2	-80TM	-80TMN	-80TT	-80TTN	4	-115XM		-115XMN	-115XT	-115XTN		
MJ82	3	-80VM	-80VMN	-80VT	-80VTN	6	-115OM	-115OMN	-115OT	-115OTN		
	4	-80XM	-80XMN	-80XT	-80XTN	MJ118	1.5	-118RM	-118RMN	-118RT	-118RTN	
	6	-80OM	-80OMN	-80OT	-80OTN		1.5	-120RM	-120RMN	-120RT	-120RTN	
	MJ83	1.5	-82RM	-82RMN	-82RT	-82RTN	2	-120TM	-120TMN	-120TT	-120TTN	
2		-82TM	-82TMN	-82TT	-82TTN	MJ120	1.5	-120RM	-120RMN	-120RT	-120RTN	
MJ84	3	-82VM	-82VMN	-82VT	-82VTN		2	-120TM	-120TMN	-120TT	-120TTN	
	3	-82XM	-82XMN	-82XT	-82XTN							

To be continued

Continued from previous page

Size (mm)		Code (4220)			
Nominal diameter	Pitch	Class 4g6g		Class 4h6h	
		GO	NOGO	GO	NOGO
MJ120	3	-120VM	-120VMN	-120VT	-120VTN
	4	-120XM	-120XMN	-120XT	-120XTN
	6	-120OM	-120OMN	-120OT	-120OTN
MJ125	1.5	-125RM	-125RMN	-125RT	-125RTN
	2	-125TM	-125TMN	-125TT	-125TTN
	3	-125VM	-125VMN	-125VT	-125VTN
	4	-125XM	-125XMN	-125XT	-125XTN
MJ130	6	-125OM	-125OMN	-125OT	-125OTN
	1.5	-130RM	-130RMN	-130RT	-130RTN
	2	-130TM	-130TMN	-130TT	-130TTN
	3	-130VM	-130VMN	-130VT	-130VTN
MJ135	4	-130XM	-130XMN	-130XT	-130XTN
	6	-130OM	-130OMN	-130OT	-130OTN
	1.5	-135RM	-135RMN	-135RT	-135RTN
	2	-135TM	-135TMN	-135TT	-135TTN
MJ140	3	-135VM	-135VMN	-135VT	-135VTN
	4	-135XM	-135XMN	-135XT	-135XTN
	6	-135OM	-135OMN	-135OT	-135OTN
	1.5	-140RM	-140RMN	-140RT	-140RTN
MJ145	2	-140TM	-140TMN	-140TT	-140TTN
	3	-140VM	-140VMN	-140VT	-140VTN
	4	-140XM	-140XMN	-140XT	-140XTN
	6	-140OM	-140OMN	-140OT	-140OTN
MJ150	1.5	-145TM	-145TMN	-145TT	-145TTN
	2	-145VM	-145VMN	-145VT	-145VTN
	3	-145XM	-145XMN	-145XT	-145XTN
	4	-145OM	-145OMN	-145OT	-145OTN
MJ155	1.5	-150RM	-150RMN	-150RT	-150RTN
	2	-150TM	-150TMN	-150TT	-150TTN
	3	-150VM	-150VMN	-150VT	-150VTN
	4	-150XM	-150XMN	-150XT	-150XTN

Size (mm)		Code (4220)			
Nominal diameter	Pitch	Class 4g6g		Class 4h6h	
		GO	NOGO	GO	NOGO
MJ150	6	-150OM	-150OMN	-150OT	-150OTN
	3	-155VM	-155VMN	-155VT	-155VTN
	4	-155XM	-155XMN	-155XT	-155XTN
MJ155	6	-155OM	-155OMN	-155OT	-155OTN
	3	-160VM	-160VMN	-160VT	-160VTN
	4	-160XM	-160XMN	-160XT	-160XTN
MJ160	6	-160OM	-160OMN	-160OT	-160OTN
	3	-165VM	-165VMN	-165VT	-165VTN
	4	-165XM	-165XMN	-165XT	-165XTN
MJ165	6	-165OM	-165OMN	-165OT	-165OTN
	3	-170VM	-170VMN	-170VT	-170VTN
	4	-170XM	-170XMN	-170XT	-170XTN
MJ170	6	-170OM	-170OMN	-170OT	-170OTN
	3	-175VM	-175VMN	-175VT	-175VTN
	4	-175XM	-175XMN	-175XT	-175XTN
MJ175	6	-175OM	-175OMN	-175OT	-175OTN
	3	-180VM	-180VMN	-180VT	-180VTN
	4	-180XM	-180XMN	-180XT	-180XTN
MJ180	6	-180OM	-180OMN	-180OT	-180OTN
	3	-185VM	-185VMN	-185VT	-185VTN
	4	-185XM	-185XMN	-185XT	-185XTN
MJ185	6	-185OM	-185OMN	-185OT	-185OTN
	3	-190VM	-190VMN	-190VT	-190VTN
	4	-190XM	-190XMN	-190XT	-190XTN
MJ190	6	-190OM	-190OMN	-190OT	-190OTN
	3	-195VM	-195VMN	-195VT	-195VTN
	4	-195XM	-195XMN	-195XT	-195XTN
MJ195	6	-195OM	-195OMN	-195OT	-195OTN
	3	-200VM	-200VMN	-200VT	-200VTN
	4	-200XM	-200XMN	-200XT	-200XTN
MJ200	6	-200OM	-200OMN	-200OT	-200OTN



4131-102

AMERICAN STANDARD THREAD PLUG GAUGES




- Supplied with Go and No-Go gauges together
- Standard ANSI/ASME B1.2
- Supplied with manufacturer inspection certificate


Size	Code		Size	Code	
	Class 2B	Class 3B		Class 2B	Class 3B
No. 0-80UNF	4131-02	4131-02B	7/16-14UNC	4131-7D1	4131-7D1B
No. 1-64UNC	4131-11	4131-11B	7/16-20UNF	4131-7D2	4131-7D2B
No. 1-72UNF	4131-12	4131-12B	7/16-28UNEF	4131-7D3	4131-7D3B
No. 2-56UNC	4131-21	4131-21B	1/2-13UNC	4131-1A1	4131-1A1B
No. 2-64UNF	4131-22	4131-22B	1/2-20UNF	4131-1A2	4131-1A2B
No. 3-48UNC	4131-31	4131-31B	1/2-28UNEF	4131-1A3	4131-1A3B
No. 3-56UNF	4131-32	4131-32B	9/16-12UNC	4131-9D1	4131-9D1B
No. 4-40UNC	4131-41	4131-41B	9/16-18UNF	4131-9D2	4131-9D2B
No. 4-48UNF	4131-42	4131-42B	9/16-24UNEF	4131-9D3	4131-9D3B
No. 5-40UNC	4131-51	4131-51B	5/8-11UNC	4131-5C1	4131-5C1B
No. 5-44UNF	4131-52	4131-52B	5/8-18UNF	4131-5C2	4131-5C2B
No. 6-32UNC	4131-61	4131-61B	5/8-24UNEF	4131-5C3	4131-5C3B
No. 6-40UNF	4131-62	4131-62B	11/16-16UN	4131-11D516	4131-11D516B
No. 8-32UNC	4131-81	4131-81B	11/16-24UNEF	4131-11D3	4131-11D3B
No. 8-36UNF	4131-82	4131-82B	3/4-10UNC	4131-3B1	4131-3B1B
No. 10-24UNC	4131-101	4131-101B	3/4-16UNF	4131-3B2	4131-3B2B
No. 10-32UNF	4131-102	4131-102B	3/4-20UNEF	4131-3B3	4131-3B3B
No. 12-24UNC	4131-121	4131-121B	13/16-16UN	4131-13D516	4131-13D516B
No. 12-28UNF	4131-122	4131-122B	13/16-20UNEF	4131-13D3	4131-13D3B
No. 12-32UNEF	4131-123	4131-123B	7/8-9UNC	4131-7C1	4131-7C1B
1/4-20UNC	4131-1B1	4131-1B1B	7/8-14UNF	4131-7C2	4131-7C2B
1/4-28UNF	4131-1B2	4131-1B2B	7/8-16UN	4131-7C516	4131-7C516B
1/4-32UNEF	4131-1B3	4131-1B3B	7/8-20UNEF	4131-7C3	4131-7C3B
1/4-36UNS	4131-1B4	4131-1B4B	15/16-20UNEF	4131-15D3	4131-15D3B
5/16-18UNC	4131-5D1	4131-5D1B	1-8UNC	4131-2A1	4131-2A1B
5/16-24UNF	4131-5D2	4131-5D2B	1-12UNF	4131-2A2	4131-2A2B
5/16-32UNEF	4131-5D3	4131-5D3B	1-14UNS	4131-2A514	4131-2A514B
3/8-16UNC	4131-3C1	4131-3C1B	1-16UN	4131-2A516	4131-2A516B
3/8-24UNF	4131-3C2	4131-3C2B	1-20UNEF	4131-2A3	4131-2A3B
3/8-32UNEF	4131-3C3	4131-3C3B	1-32UN	4131-2A532	4131-2A532B

Continued from previous page

Size	Code		Size	Code	
	Class 2B	Class 3B		Class 2B	Class 3B
1 1/16-12UN	4131-1E512	4131-1E512B	2 1/4-12UN	4131-1K512	4131-1K512B
1 1/16-18UNEF	4131-1E3	4131-1E3B	2 1/4-16UN	4131-1K516	4131-1K516B
1 1/16-16UN	4131-1E516	4131-1E516B	2 3/8-12UN	4131-3L512	4131-3L512B
1 1/8-7UNC	4131-1F1	4131-1F1B	2 3/8-16UN	4131-3L516	4131-3L516B
1 1/8-8UN	4131-1F58	4131-1F58B	2 1/2-4UNC	4131-1J1	4131-1J1B
1 1/8-12UNF	4131-1F2	4131-1F2B	2 1/2-12UN	4131-1J512	4131-1J512B
1 1/8-18UNEF	4131-1F3	4131-1F3B	2 1/2-16UN	4131-1J516	4131-1J516B
1 3/16-12UN	4131-3E512	4131-3E512B	2 5/8-12UN	4131-5L512	4131-5L512B
1 3/16-16UN	4131-3E516	4131-3E516B	2 5/8-16UN	4131-5L516	4131-5L516B
1 3/16-18UNEF	4131-3E3	4131-3E3B	2 3/4-4UNC	4131-3K1	4131-3K1B
1 1/4-7UNC	4131-1G1	4131-1G1B	2 3/4-12UN	4131-3K512	4131-3K512B
1 1/4-8UN	4131-1G58	4131-1G58B	2 3/4-16UN	4131-3K516	4131-3K516B
1 1/4-12UNF	4131-1G2	4131-1G2B	2 7/8-12UN	4131-7L512	4131-7L512B
1 1/4-18UNEF	4131-1G3	4131-1G3B	2 7/8-16UN	4131-7L516	4131-7L516B
1 5/16-12UN	4131-5E512	4131-5E512B	3-4UNC	4131-6A1	4131-6A1B
1 5/16-18UNEF	4131-5E3	4131-5E3B	3-12UN	4131-6A512	4131-6A512B
1 3/8-6UNC	4131-3F1	4131-3F1B	3-16UN	4131-6A516	4131-6A516B
1 3/8-8UN	4131-3F58	4131-3F58B	3 1/8-12UN	4131-1Q512	4131-1Q512B
1 3/8-12UNF	4131-3F2	4131-3F2B	3 1/8-16UN	4131-1Q516	4131-1Q516B
1 3/8-18UNEF	4131-3F3	4131-3F3B	3 1/4-4UNC	4131-1P54	4131-1P54B
1 7/16-18UNEF	4131-7E3	4131-7E3B	3 1/4-12UN	4131-1P512	4131-1P512B
1 1/2-6UNC	4131-1H1	4131-1H1B	3 1/4-16UN	4131-1P516	4131-1P516B
1 1/2-8UN	4131-1H58	4131-1H58B	3 3/8-12UN	4131-3Q512	4131-3Q512B
1 1/2-12UNF	4131-1H2	4131-1H2B	3 3/8-16UN	4131-3Q516	4131-3Q516B
1 1/2-18UNEF	4131-1H3	4131-1H3B	3 1/2-4UNC	4131-1N54	4131-1N54B
1 9/16-18UNEF	4131-9E3	4131-9E3B	3 1/2-12UN	4131-1N512	4131-1N512B
1 5/8-8UN	4131-5F58	4131-5F58B	3 1/2-16UN	4131-1N516	4131-1N516B
1 5/8-12UN	4131-5F512	4131-5F512B	3 5/8-12UN	4131-5Q512	4131-5Q512B
1 5/8-18UNEF	4131-5F3	4131-5F3B	3 5/8-16UN	4131-5Q516	4131-5Q516B
1 3/4-5UNC	4131-3G1	4131-3G1B	3 3/4-4UNC	4131-3P54	4131-3P54B
1 3/4-8UN	4131-3G58	4131-3G58B	3 3/4-12UN	4131-3P512	4131-3P512B
1 3/4-12UN	4131-3G512	4131-3G512B	3 3/4-16UN	4131-3P516	4131-3P516B
1 7/8-12UN	4131-7F512	4131-7F512B	3 7/8-12UN	4131-7Q512	4131-7Q512B
1 7/8-16UN	4131-7F516	4131-7F516B	3 7/8-16UN	4131-7Q516	4131-7Q516B
2-4 1/2UNC	4131-4A1	4131-4A1B	4-4UNC	4131-8A1	4131-8A1B
2-8UN	4131-4A58	4131-4A58B	4-12UN	4131-8A512	4131-8A512B
2-12UN	4131-4A512	4131-4A512B	4-16UN	4131-8A516	4131-8A516B
2 1/4-4 1/2UNC	4131-1K1	4131-1K1B			



4121-1B1



4121-1B1N

AMERICAN STANDARD THREAD RING GAUGES



- Standard ANSI/ASME B1.2
- Class 2A, 3A
- Supplied with manufacturer inspection certificate

Code example: "-41" stands for "4121-41"

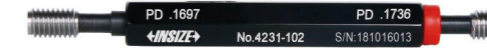
Size	Code (4121)			
	2A		3A	
	GO	NOGO	GO	NOGO
No. 4-40UNC	-41	-41N	-41A	-41AN
No. 4-48UNF	-42	-42N	-42A	-42AN
No. 5-40UNC	-51	-51N	-51A	-51AN
No. 5-44UNF	-52	-52N	-52A	-52AN
No. 6-32UNC	-61	-61N	-61A	-61AN
No. 6-40UNF	-62	-62N	-62A	-62AN
No. 8-32UNC	-81	-81N	-81A	-81AN
No. 8-36UNF	-82	-82N	-82A	-82AN
No. 10-24UNC	-101	-101N	-101A	-101AN
No. 10-32UNF	-102	-102N	-102A	-102AN
No. 12-24UNC	-121	-121N	-121A	-121AN
No. 12-28UNF	-122	-122N	-122A	-122AN
No. 12-32UNEF	-123	-123N	-123A	-123AN
1/4-20UNC	-1B1	-1B1N	-1B1A	-1B1AN
1/4-28UNF	-1B2	-1B2N	-1B2A	-1B2AN
1/4-32UNEF	-1B3	-1B3N	-1B3A	-1B3AN
1/4-36UNS	-1B4	-1B4N	-1B4A	-1B4AN
5/16-18UNC	-5D1	-5D1N	-5D1A	-5D1AN
5/16-24UNF	-5D2	-5D2N	-5D2A	-5D2AN
5/16-32UNEF	-5D3	-5D3N	-5D3A	-5D3AN
3/8-16UNC	-3C1	-3C1N	-3C1A	-3C1AN
3/8-24UNF	-3C2	-3C2N	-3C2A	-3C2AN
3/8-32UNEF	-3C3	-3C3N	-3C3A	-3C3AN
7/16-14UNC	-7D1	-7D1N	-7D1A	-7D1AN
7/16-20UNF	-7D2	-7D2N	-7D2A	-7D2AN
7/16-28UNEF	-7D3	-7D3N	-7D3A	-7D3AN

Size	Code (4121)			
	2A		3A	
	GO	NOGO	GO	NOGO
1/2-13UNC	-1A1	-1A1N	-1A1A	-1A1AN
1/2-20UNF	-1A2	-1A2N	-1A2A	-1A2AN
1/2-28UNEF	-1A3	-1A3N	-1A3A	-1A3AN
9/16-12UNC	-9D1	-9D1N	-9D1A	-9D1AN
9/16-18UNF	-9D2	-9D2N	-9D2A	-9D2AN
9/16-24UNEF	-9D3	-9D3N	-9D3A	-9D3AN
5/8-11UNC	-5C1	-5C1N	-5C1A	-5C1AN
5/8-18UNF	-5C2	-5C2N	-5C2A	-5C2AN
5/8-24UNEF	-5C3	-5C3N	-5C3A	-5C3AN
11/16-16UN	-11D516	-11D516N	-11D516A	-11D516AN
11/16-24UNEF	-11D3	-11D3N	-11D3A	-11D3AN
3/4-10UNC	-3B1	-3B1N	-3B1A	-3B1AN
3/4-16UNF	-3B2	-3B2N	-3B2A	-3B2AN
3/4-20UNEF	-3B3	-3B3N	-3B3A	-3B3AN
13/16-16UN	-13D516	-13D516N	-13D516A	-13D516AN
13/16-20UNEF	-13D3	-13D3N	-13D3A	-13D3AN
7/8-9UNC	-7C1	-7C1N	-7C1A	-7C1AN
7/8-14UNF	-7C2	-7C2N	-7C2A	-7C2AN
7/8-16UN	-7C516	-7C516N	-7C516A	-7C516AN
7/8-20UNEF	-7C3	-7C3N	-7C3A	-7C3AN
15/16-20UNEF	-15D3	-15D3N	-15D3A	-15D3AN
1-8UNC	-2A1	-2A1N	-2A1A	-2A1AN
1-12UNF	-2A2	-2A2N	-2A2A	-2A2AN
1-14UNS	-2A514	-2A514N	-2A514A	-2A514AN
1-16UN	-2A516	-2A516N	-2A516A	-2A516AN
1-20UNEF	-2A3	-2A3N	-2A3A	-2A3AN

Continued from previous page

Size	Code (4121)			
	2A		3A	
	GO	NOGO	GO	NOGO
1-32UN	-2A532	-2A532N	-2A532A	-2A532AN
1 1/16-12UN	-1E512	-1E512N	-1E512A	-1E512AN
1 1/16-18UNEF	-1E3	-1E3N	-1E3A	-1E3AN
1 1/16-16UN	-1E516	-1E516N	-1E516A	-1E516AN
1 1/8-7UNC	-1F1	-1F1N	-1F1A	-1F1AN
1 1/8-8UN	-1F58	-1F58N	-1F58A	-1F58AN
1 1/8-12UNF	-1F2	-1F2N	-1F2A	-1F2AN
1 1/8-18UNEF	-1F3	-1F3N	-1F3A	-1F3AN
1 3/16-12UN	-3E512	-3E512N	-3E512A	-3E512AN
1 3/16-16UN	-3E516	-3E516N	-3E516A	-3E516AN
1 3/16-18UNEF	-3E3	-3E3N	-3E3A	-3E3AN
1 1/4-7UNC	-1G1	-1G1N	-1G1A	-1G1AN
1 1/4-8UN	-1G58	-1G58N	-1G58A	-1G58AN
1 1/4-12UNF	-1G2	-1G2N	-1G2A	-1G2AN
1 1/4-18UNEF	-1G3	-1G3N	-1G3A	-1G3AN
1 5/16-12UN	-5E512	-5E512N	-5E512A	-5E512AN
1 5/16-18UNEF	-5E3	-5E3N	-5E3A	-5E3AN
1 3/8-6UNC	-3F1	-3F1N	-3F1A	-3F1AN
1 3/8-8UN	-3F58	-3F58N	-3F58A	-3F58AN
1 3/8-12UNF	-3F2	-3F2N	-3F2A	-3F2AN
1 3/8-18UNEF	-3F3	-3F3N	-3F3A	-3F3AN
1 7/16-18UNEF	-7E3	-7E3N	-7E3A	-7E3AN
1 1/2-6UNC	-1H1	-1H1N	-1H1A	-1H1AN
1 1/2-8UN	-1H58	-1H58N	-1H58A	-1H58AN
1 1/2-12UNF	-1H2	-1H2N	-1H2A	-1H2AN
1 1/2-18UNEF	-1H3	-1H3N	-1H3A	-1H3AN
1 9/16-18UNEF	-9E3	-9E3N	-9E3A	-9E3AN
1 5/8-8UN	-5F58	-5F58N	-5F58A	-5F58AN
1 5/8-12UN	-5F512	-5F512N	-5F512A	-5F512AN
1 5/8-18UNEF	-5F3	-5F3N	-5F3A	-5F3AN
1 3/4-5UNC	-3G1	-3G1N	-3G1A	-3G1AN
1 3/4-8UN	-3G58	-3G58N	-3G58A	-3G58AN
1 3/4-12UN	-3G512	-3G512N	-3G512A	-3G512AN
1 7/8-12UN	-7F512	-7F512N	-7F512A	-7F512AN
1 7/8-16UN	-7F516	-7F516N	-7F516A	-7F516AN
2-4 1/2UNC	-4A1	-4A1N	-4A1A	-4A1AN
2-8UN	-4A58	-4A58N	-4A58A	-4A58AN
2-12UN	-4A512	-4A512N	-4A512A	-4A512AN

Size	Code (4121)			
	2A		3A	
	GO	NOGO	GO	NOGO
2 1/4-4 1/2UNC	-1K1	-1K1N	-1K1A	-1K1AN
2 1/4-12UN	-1K512	-1K512N	-1K512A	-1K512AN
2 1/4-16UN	-1K516	-1K516N	-1K516A	-1K516AN
2 3/8-12UN	-3L512	-3L512N	-3L512A	-3L512AN
2 3/8-16UN	-3L516	-3L516N	-3L516A	-3L516AN
2 1/2-4UNC	-1J1	-1J1N	-1J1A	-1J1AN
2 1/2-12UN	-1J512	-1J512N	-1J512A	-1J512AN
2 1/2-16UN	-1J516	-1J516N	-1J516A	-1J516AN
2 5/8-12UN	-5L512	-5L512N	-5L512A	-5L512AN
2 5/8-16UN	-5L516	-5L516N	-5L516A	-5L516AN
2 3/4-4UNC	-3K1	-3K1N	-3K1A	-3K1AN
2 3/4-12UN	-3K512	-3K512N	-3K512A	-3K512AN
2 3/4-16UN	-3K516	-3K516N	-3K516A	-3K516AN
2 7/8-12UN	-7L512	-7L512N	-7L512A	-7L512AN
2 7/8-16UN	-7L516	-7L516N	-7L516A	-7L516AN
3-4UNC	-6A1	-6A1N	-6A1A	-6A1AN
3-12UN	-6A512	-6A512N	-6A512A	-6A512AN
3-16UN	-6A516	-6A516N	-6A516A	-6A516AN
3 1/8-12UN	-1Q512	-1Q512N	-1Q512A	-1Q512AN
3 1/8-16UN	-1Q516	-1Q516N	-1Q516A	-1Q516AN
3 1/4-4UNC	-1P54	-1P54N	-1P54A	-1P54AN
3 1/4-12UN	-1P512	-1P512N	-1P512A	-1P512AN
3 1/4-16UN	-1P516	-1P516N	-1P516A	-1P516AN
3 3/8-12UN	-3Q512	-3Q512N	-3Q512A	-3Q512AN
3 3/8-16UN	-3Q516	-3Q516N	-3Q516A	-3Q516AN
3 1/2-4UNC	-1N54	-1N512N	-1N54A	-1N54AN
3 1/2-12UN	-1N512	-1N512N	-1N512A	-1N512AN
3 1/2-16UN	-1N516	-1N516N	-1N516A	-1N516AN
3 5/8-12UN	-5Q512	-5Q512N	-5Q512A	-5Q512AN
3 5/8-16UN	-5Q516	-5Q516N	-5Q516A	-5Q516AN
3 3/4-4UNC	-3P54	-3P54N	-3P54A	-3P54AN
3 3/4-12UN	-3P512	-3P512N	-3P512A	-3P512AN
3 3/4-16UN	-3P516	-3P516N	-3P516A	-3P516AN
3 7/8-12UN	-7Q512	-7Q512N	-7Q512A	-7Q512AN
3 7/8-16UN	-7Q516	-7Q516N	-7Q516A	-7Q516AN
4-4UNC	-8A1	-8A1N	-8A1A	-8A1AN
4-12UN	-8A512	-8A512N	-8A512A	-8A512AN
4-16UN	-8A516	-8A516N	-8A516A	-8A516AN



4231-102

**AMERICAN STANDARD AEROSPACE
THREAD PLUG GAUGES**



- Supplied with Go and No-Go gauges together
- Standard ANSI/ASME B1.2
- Supplied with manufacturer inspection certificate


Size	Code	
	Class 2B	Class 3B
No. 0-80UNJF	4231-02	4231-02B
No. 1-64UNJC	4231-11	4231-11B
No. 1-72UNJF	4231-12	4231-12B
No. 2-56UNJC	4231-21	4231-21B
No. 2-64UNJF	4231-22	4231-22B
No. 3-48UNJC	4231-31	4231-31B
No. 3-56UNJF	4231-32	4231-32B
No. 4-40UNJC	4231-41	4231-41B
No. 4-48UNJF	4231-42	4231-42B
No. 5-40UNJC	4231-51	4231-51B
No. 5-44UNJF	4231-52	4231-52B
No. 6-32UNJC	4231-61	4231-61B
No. 6-40UNJF	4231-62	4231-62B
No. 8-32UNJC	4231-81	4231-81B
No. 8-36UNJF	4231-82	4231-82B
No. 10-24UNJC	4231-101	4231-101B
No. 10-32UNJF	4231-102	4231-102B
No. 12-24UNJC	4231-121	4231-121B
No. 12-28UNJF	4231-122	4231-122B
No. 12-32UNJEF	4231-123	4231-123B
1/4-20UNJC	4231-1B1	4231-1B1B
1/4-28UNJF	4231-1B2	4231-1B2B
1/4-32UNJEF	4231-1B3	4231-1B3B
1/4-36UNJS	4231-1B4	4231-1B4B
5/16-18UNJC	4231-5D1	4231-5D1B
5/16-24UNJF	4231-5D2	4231-5D2B
5/16-32UNJEF	4231-5D3	4231-5D3B
3/8-16UNJC	4231-3C1	4231-3C1B
3/8-24UNJF	4231-3C2	4231-3C2B
3/8-32UNJEF	4231-3C3	4231-3C3B

Size	Code	
	Class 2B	Class 3B
7/16-14UNJC	4231-7D1	4231-7D1B
7/16-20UNJF	4231-7D2	4231-7D2B
7/16-28UNJEF	4231-7D3	4231-7D3B
1/2-13UNJC	4231-1A1	4231-1A1B
1/2-20UNJF	4231-1A2	4231-1A2B
1/2-28UNJEF	4231-1A3	4231-1A3B
9/16-12UNJC	4231-9D1	4231-9D1B
9/16-18UNJF	4231-9D2	4231-9D2B
9/16-24UNJEF	4231-9D3	4231-9D3B
5/8-11UNJC	4231-5C1	4231-5C1B
5/8-18UNJF	4231-5C2	4231-5C2B
5/8-24UNJEF	4231-5C3	4231-5C3B
11/16-16UNJ	4231-11D516	4231-11D516B
11/16-24UNJEF	4231-11D3	4231-11D3B
3/4-10UNJC	4231-3B1	4231-3B1B
3/4-16UNJF	4231-3B2	4231-3B2B
3/4-20UNJEF	4231-3B3	4231-3B3B
13/16-16UNJ	4231-13D516	4231-13D516B
13/16-20UNJEF	4231-13D3	4231-13D3B
7/8-9UNJC	4231-7C1	4231-7C1B
7/8-14UNJF	4231-7C2	4231-7C2B
7/8-16UNJ	4231-7C516	4231-7C516B
7/8-20UNJEF	4231-7C3	4231-7C3B
15/16-20UNJEF	4231-15D3	4231-15D3B
1-8UNJC	4231-2A1	4231-2A1B
1-12UNJF	4231-2A2	4231-2A2B
1-14UNJS	4231-2A514	4231-2A514B
1-16UNJ	4231-2A516	4231-2A516B
1-20UNJEF	4231-2A3	4231-2A3B
1-32UNJ	4231-2A532	4231-2A532B


Continued from previous page

Size	Code	
	Class 2B	Class 3B
1 1/16-12UNJ	4231-1E512	4231-1E512B
1 1/16-18UNJEF	4231-1E3	4231-1E3B
1 1/16-16UNJ	4231-1E516	4231-1E516B
1 1/8-7UNJC	4231-1F1	4231-1F1B
1 1/8-8UNJ	4231-1F58	4231-1F58B
1 1/8-12UNJF	4231-1F2	4231-1F2B
1 1/8-18UNJEF	4231-1F3	4231-1F3B
1 3/16-12UNJ	4231-3E512	4231-3E512B
1 3/16-16UNJ	4231-3E516	4231-3E516B
1 3/16-18UNJEF	4231-3E3	4231-3E3B
1 1/4-7UNJC	4231-1G1	4231-1G1B
1 1/4-8UNJ	4231-1G58	4231-1G58B
1 1/4-12UNJF	4231-1G2	4231-1G2B
1 1/4-18UNJEF	4231-1G3	4231-1G3B
1 5/16-12UNJ	4231-5E512	4231-5E512B
1 5/16-18UNJEF	4231-5E3	4231-5E3B
1 3/8-6UNJC	4231-3F1	4231-3F1B
1 3/8-8UNJ	4231-3F58	4231-3F58B
1 3/8-12UNJF	4231-3F2	4231-3F2B
1 3/8-18UNJEF	4231-3F3	4231-3F3B
1 7/16-18UNJEF	4231-7E3	4231-7E3B
1 1/2-6UNJC	4231-1H1	4231-1H1B
1 1/2-8UNJ	4231-1H58	4231-1H58B
1 1/2-12UNJF	4231-1H2	4231-1H2B
1 1/2-18UNJEF	4231-1H3	4231-1H3B
1 9/16-18UNJEF	4231-9E3	4231-9E3B
1 5/8-8UNJ	4231-5F58	4231-5F58B
1 5/8-12UNJ	4231-5F512	4231-5F512B
1 5/8-18UNJEF	4231-5F3	4231-5F3B
1 3/4-5UNJC	4231-3G1	4231-3G1B
1 3/4-8UNJ	4231-3G58	4231-3G58B
1 3/4-12UNJ	4231-3G512	4231-3G512B
1 7/8-12UNJ	4231-7F512	4231-7F512B
1 7/8-16UNJ	4231-7F516	4231-7F516B
2-4 1/2UNJC	4231-4A1	4231-4A1B
2-8UNJ	4231-4A58	4231-4A58B
2-12UNJ	4231-4A512	4231-4A512B
2 1/4-4 1/2UNJC	4231-1K1	4231-1K1B

Size	Code	
	Class 2B	Class 3B
2 1/4-12UNJ	4231-1K512	4231-1K512B
2 1/4-16UNJ	4231-1K516	4231-1K516B
2 3/8-12UNJ	4231-3L512	4231-3L512B
2 3/8-16UNJ	4231-3L516	4231-3L516B
2 1/2-4UNJC	4231-1J1	4231-1J1B
2 1/2-12UNJ	4231-1J512	4231-1J512B
2 1/2-16UNJ	4231-1J516	4231-1J516B
2 5/8-12UNJ	4231-5L512	4231-5L512B
2 5/8-16UNJ	4231-5L516	4231-5L516B
2 3/4-4UNJC	4231-3K1	4231-3K1B
2 3/4-12UNJ	4231-3K512	4231-3K512B
2 3/4-16UNJ	4231-3K516	4231-3K516B
2 7/8-12UNJ	4231-7L512	4231-7L512B
2 7/8-16UNJ	4231-7L516	4231-7L516B
3-4UNJC	4231-6A1	4231-6A1B
3-12UNJ	4231-6A512	4231-6A512B
3-16UNJ	4231-6A516	4231-6A516B
3 1/8-12UNJ	4231-1Q512	4231-1Q512B
3 1/8-16UNJ	4231-1Q516	4231-1Q516B
3 1/4-4UNJC	4231-1P54	4231-1P54B
3 1/4-12UNJ	4231-1P512	4231-1P512B
3 1/4-16UNJ	4231-1P516	4231-1P516B
3 3/8-12UNJ	4231-3Q512	4231-3Q512B
3 3/8-16UNJ	4231-3Q516	4231-3Q516B
3 1/2-4UNJC	4231-1N54	4231-1N54B
3 1/2-12UNJ	4231-1N512	4231-1N512B
3 1/2-16UNJ	4231-1N516	4231-1N516B
3 5/8-12UNJ	4231-5Q512	4231-5Q512B
3 5/8-16UNJ	4231-5Q516	4231-5Q516B
3 3/4-4UNJC	4231-3P54	4231-3P54B
3 3/4-12UNJ	4231-3P512	4231-3P512B
3 3/4-16UNJ	4231-3P516	4231-3P516B
3 7/8-12UNJ	4231-7Q512	4231-7Q512B
3 7/8-16UNJ	4231-7Q516	4231-7Q516B
4-4UNJC	4231-8A1	4231-8A1B
4-12UNJ	4231-8A512	4231-8A512B
4-16UNJ	4231-8A516	4231-8A516B



4221-1B1A



4221-1B1AN

AMERICAN STANDARD AEROSPACE THREAD RING GAUGES



- Standard ANSI/ASME B1.2
- Class 2A, 3A
- Supplied with manufacturer inspection certificate

Code example: "-41" stands for "4221-41"


Size	Code (4221)			
	2A		3A	
	GO	NOGO	GO	NOGO
No. 4-40UNJC	-41	-41N	-41A	-41AN
No. 4-48UNJF	-42	-42N	-42A	-42AN
No. 5-40UNJC	-51	-51N	-51A	-51AN
No. 5-44UNJF	-52	-52N	-52A	-52AN
No. 6-32UNJC	-61	-61N	-61A	-61AN
No. 6-40UNJF	-62	-62N	-62A	-62AN
No. 8-32UNJC	-81	-81N	-81A	-81AN
No. 8-36UNJF	-82	-82N	-82A	-82AN
No. 10-24UNJC	-101	-101N	-101A	-101AN
No. 10-32UNJF	-102	-102N	-102A	-102AN
No. 12-24UNJC	-121	-121N	-121A	-121AN
No. 12-28UNJF	-122	-122N	-122A	-122AN
No. 12-32UNJEF	-123	-123N	-123A	-123AN
1/4-20UNJC	-1B1	-1B1N	-1B1A	-1B1AN
1/4-28UNJF	-1B2	-1B2N	-1B2A	-1B2AN
1/4-32UNJEF	-1B3	-1B3N	-1B3A	-1B3AN
1/4-36UNJS	-1B4	-1B4N	-1B4A	-1B4AN
5/16-18UNJC	-5D1	-5D1N	-5D1A	-5D1AN
5/16-24UNJF	-5D2	-5D2N	-5D2A	-5D2AN
5/16-32UNJEF	-5D3	-5D3N	-5D3A	-5D3AN
3/8-16UNJC	-3C1	-3C1N	-3C1A	-3C1AN
3/8-24UNJF	-3C2	-3C2N	-3C2A	-3C2AN
3/8-32UNJEF	-3C3	-3C3N	-3C3A	-3C3AN
7/16-14UNJC	-7D1	-7D1N	-7D1A	-7D1AN
7/16-20UNJF	-7D2	-7D2N	-7D2A	-7D2AN
7/16-28UNJEF	-7D3	-7D3N	-7D3A	-7D3AN

Size	Code (4221)			
	2A		3A	
	GO	NOGO	GO	NOGO
1/2-13UNJC	-1A1	-1A1N	-1A1A	-1A1AN
1/2-20UNJF	-1A2	-1A2N	-1A2A	-1A2AN
1/2-28UNJEF	-1A3	-1A3N	-1A3A	-1A3AN
9/16-12UNJC	-9D1	-9D1N	-9D1A	-9D1AN
9/16-18UNJF	-9D2	-9D2N	-9D2A	-9D2AN
9/16-24UNJEF	-9D3	-9D3N	-9D3A	-9D3AN
5/8-11UNJC	-5C1	-5C1N	-5C1A	-5C1AN
5/8-18UNJF	-5C2	-5C2N	-5C2A	-5C2AN
5/8-24UNJEF	-5C3	-5C3N	-5C3A	-5C3AN
11/16-16UNJ	-11D516	-11D516N	-11D516A	-11D516AN
11/16-24UNJEF	-11D3	-11D3N	-11D3A	-11D3AN
3/4-10UNJC	-3B1	-3B1N	-3B1A	-3B1AN
3/4-16UNJF	-3B2	-3B2N	-3B2A	-3B2AN
3/4-20UNJEF	-3B3	-3B3N	-3B3A	-3B3AN
13/16-16UNJ	-13D516	-13D516N	-13D516A	-13D516AN
13/16-20UNJEF	-13D3	-13D3N	-13D3A	-13D3AN
7/8-9UNJC	-7C1	-7C1N	-7C1A	-7C1AN
7/8-14UNJF	-7C2	-7C2N	-7C2A	-7C2AN
7/8-16UNJ	-7C516	-7C516N	-7C516A	-7C516AN
7/8-20UNJEF	-7C3	-7C3N	-7C3A	-7C3AN
15/16-20UNJEF	-15D3	-15D3N	-15D3A	-15D3AN
1-8UNJC	-2A1	-2A1N	-2A1A	-2A1AN
1-12UNJF	-2A2	-2A2N	-2A2A	-2A2AN
1-14UNJS	-2A514	-2A514N	-2A514A	-2A514AN
1-16UNJ	-2A516	-2A516N	-2A516A	-2A516AN

Continued from previous page

Size	Code (4221)			
	2A		3A	
	GO	NOGO	GO	NOGO
1-20UNJEF	-2A3	-2A3N	-2A3A	-2A3AN
1-32UNJ	-2A532	-2A532N	-2A532A	-2A532AN
1 1/8-12UNJ	-1E512	-1E512N	-1E512A	-1E512AN
1 1/16-18UNJEF	-1E3	-1E3N	-1E3A	-1E3AN
1 1/16-16UNJ	-1E516	-1E516N	-1E516A	-1E516AN
1 1/8-7UNJC	-1F1	-1F1N	-1F1A	-1F1AN
1 1/8-8UNJ	-1F58	-1F58N	-1F58A	-1F58AN
1 1/8-12UNJF	-1F2	-1F2N	-1F2A	-1F2AN
1 1/8-18UNJEF	-1F3	-1F3N	-1F3A	-1F3AN
1 3/16-12UNJ	-3E512	-3E512N	-3E512A	-3E512AN
1 3/16-16UNJ	-3E516	-3E516N	-3E516A	-3E516AN
1 3/16-18UNJEF	-3E3	-3E3N	-3E3A	-3E3AN
1 1/4-7UNJC	-1G1	-1G1N	-1G1A	-1G1AN
1 1/4-8UNJ	-1G58	-1G58N	-1G58A	-1G58AN
1 1/4-12UNJF	-1G2	-1G2N	-1G2A	-1G2AN
1 1/4-18UNJEF	-1G3	-1G3N	-1G3A	-1G3AN
1 5/16-12UNJ	-5E512	-5E512N	-5E512A	-5E512AN
1 5/16-18UNJEF	-5E3	-5E3N	-5E3A	-5E3AN
1 3/8-6UNJC	-3F1	-3F1N	-3F1A	-3F1AN
1 3/8-8UNJ	-3F58	-3F58N	-3F58A	-3F58AN
1 3/8-12UNJF	-3F2	-3F2N	-3F2A	-3F2AN
1 3/8-18UNJEF	-3F3	-3F3N	-3F3A	-3F3AN
1 7/16-18UNJEF	-7E3	-7E3N	-7E3A	-7E3AN
1 1/2-6UNJC	-1H1	-1H1N	-1H1A	-1H1AN
1 1/2-8UNJ	-1H58	-1H58N	-1H58A	-1H58AN
1 1/2-12UNJF	-1H2	-1H2N	-1H2A	-1H2AN
1 1/2-18UNJEF	-1H3	-1H3N	-1H3A	-1H3AN
1 9/16-18UNJEF	-9E3	-9E3N	-9E3A	-9E3AN
1 5/8-8UNJ	-5F58	-5F58N	-5F58A	-5F58AN
1 5/8-12UNJ	-5F512	-5F512N	-5F512A	-5F512AN
1 5/8-18UNJEF	-5F3	-5F3N	-5F3A	-5F3AN
1 3/4-5UNJC	-3G1	-3G1N	-3G1A	-3G1AN
1 3/4-8UNJ	-3G58	-3G58N	-3G58A	-3G58AN
1 3/4-12UNJ	-3G512	-3G512N	-3G512A	-3G512AN
1 7/8-12UNJ	-7F512	-7F512N	-7F512A	-7F512AN
1 7/8-16UNJ	-7F516	-7F516N	-7F516A	-7F516AN
2-4 1/2UNJC	-4A1	-4A1N	-4A1A	-4A1AN
2-8UNJ	-4A58	-4A58N	-4A58A	-4A58AN
2-12UNJ	-4A512	-4A512N	-4A512A	-4A512AN

Size	Code (4221)			
	2A		3A	
	GO	NOGO	GO	NOGO
2 1/4-4 1/2UNJC	-1K1	-1K1N	-1K1A	-1K1AN
2 1/4-12UNJ	-1K512	-1K512N	-1K512A	-1K512AN
2 1/4-16UNJ	-1K516	-1K516N	-1K516A	-1K516AN
2 3/8-12UNJ	-3L512	-3L512N	-3L512A	-3L512AN
2 3/8-16UNJ	-3L516	-3L516N	-3L516A	-3L516AN
2 1/2-4UNJC	-1J1	-1J1N	-1J1A	-1J1AN
2 1/2-12UNJ	-1J512	-1J512N	-1J512A	-1J512AN
2 1/2-16UNJ	-1J516	-1J516N	-1J516A	-1J516AN
2 5/8-12UNJ	-5L512	-5L512N	-5L512A	-5L512AN
2 5/8-16UNJ	-5L516	-5L516N	-5L516A	-5L516AN
2 3/4-4UNJC	-3K1	-3K1N	-3K1A	-3K1AN
2 3/4-12UNJ	-3K512	-3K512N	-3K512A	-3K512AN
2 3/4-16UNJ	-3K516	-3K516N	-3K516A	-3K516AN
2 7/8-12UNJ	-7L512	-7L512N	-7L512A	-7L512AN
2 7/8-16UNJ	-7L516	-7L516N	-7L516A	-7L516AN
3-4UNJC	-6A1	-6A1N	-6A1A	-6A1AN
3-12UNJ	-6A512	-6A512N	-6A512A	-6A512AN
3-16UNJ	-6A516	-6A516N	-6A516A	-6A516AN
3 1/8-12UNJ	-1Q512	-1Q512N	-1Q512A	-1Q512AN
3 1/8-16UNJ	-1Q516	-1Q516N	-1Q516A	-1Q516AN
3 1/4-4UNJC	-1P54	-1P54N	-1P54A	-1P54AN
3 1/4-12UNJ	-1P512	-1P512N	-1P512A	-1P512AN
3 1/4-16UNJ	-1P516	-1P516N	-1P516A	-1P516AN
3 3/8-12UNJ	-3Q512	-3Q512N	-3Q512A	-3Q512AN
3 3/8-16UNJ	-3Q516	-3Q516N	-3Q516A	-3Q516AN
3 1/2-4UNJC	-1N54	-1N512N	-1N54A	-1N54AN
3 1/2-12UNJ	-1N512	-1N512N	-1N512A	-1N512AN
3 1/2-16UNJ	-1N516	-1N516N	-1N516A	-1N516AN
3 5/8-12UNJ	-5Q512	-5Q512N	-5Q512A	-5Q512AN
3 5/8-16UNJ	-5Q516	-5Q516N	-5Q516A	-5Q516AN
3 3/4-4UNJC	-3P54	-3P54N	-3P54A	-3P54AN
3 3/4-12UNJ	-3P512	-3P512N	-3P512A	-3P512AN
3 3/4-16UNJ	-3P516	-3P516N	-3P516A	-3P516AN
3 7/8-12UNJ	-7Q512	-7Q512N	-7Q512A	-7Q512AN
3 7/8-16UNJ	-7Q516	-7Q516N	-7Q516A	-7Q516AN
4-4UNJC	-8A1	-8A1N	-8A1A	-8A1AN
4-12UNJ	-8A512	-8A512N	-8A512A	-8A512AN
4-16UNJ	-8A516	-8A516N	-8A516A	-8A516AN




4697-10R

STI THREAD PLUG GAUGES



- Supplied with Go and No-Go gauges together
- Standard DIN 8140-3
- Check the thread hole before the wire thread insert is screwed in
- Supplied with manufacturer inspection certificate

Size (mm)		Code	Size (mm)		Code
Nominal diameter	Pitch	Class 6H mod	Nominal diameter	Pitch	Class 6H mod
EG M2	0.4	4697-2E	EG M20	2.5	4697-20U
EG M2.5	0.45	4697-2D5F	EG M20	2	4697-20T
EG M3	0.5	4697-3G	EG M20	1.5	4697-20R
EG M3.5	0.6	4697-3D5H	EG M22	2.5	4697-22U
EG M4	0.7	4697-4K	EG M22	2	4697-22T
EG M5	0.8	4697-5M	EG M22	1.5	4697-22R
EG M6	1	4697-6P	EG M24	3	4697-24V
EG M7	1	4697-7P	EG M24	2	4697-24T
EG M8	1.25	4697-8Q	EG M24	1.5	4697-24R
EG M8	1	4697-8P	EG M26	1.5	4697-26R
EG M9	1	4697-9P	EG M27	3	4697-27V
EG M10	1.5	4697-10R	EG M27	2	4697-27T
EG M10	1	4697-10P	EG M27	1.5	4697-27R
EG M10	1.25	4697-10Q	EG M28	1.5	4697-28R
EG M11	1	4697-11P	EG M30	3.5	4697-30N
EG M12	1.75	4697-12S	EG M30	2	4697-30T
EG M12	1.5	4697-12R	EG M30	1.5	4697-30R
EG M12	1.25	4697-12Q	EG M30	3.5	4697-33N
EG M12	1	4697-12P	EG M33	2	4697-33T
EG M14	2	4697-14T	EG M36	4	4697-36X
EG M14	1.5	4697-14R	EG M36	2	4697-36T
EG M14	1.25	4697-14Q	EG M39	4	4697-39X
EG M14	1	4697-14P	EG M39	2	4697-39T
EG M16	2	4697-16T	EG M42	4.5	4697-42Y
EG M16	1.5	4697-16R	EG M42	2	4697-42T
EG M18	2.5	4697-18U	EG M45	4.5	4697-45Y
EG M18	2	4697-18T	EG M48	5	4697-48Z
EG M18	1.5	4697-18R	EG M52	5	4697-52Z



4698-1B1

AMERICAN STANDARD STI THREAD PLUG GAUGES



- Supplied with Go and No-Go gauges together
- Gauge dimensions according to ASME B1.2, threads for wire thread inserts according to NASM33537
- Check the thread hole before the wire thread insert is screwed in
- Supplied with manufacturer inspection certificate

Size	Code		Size	Code	
	Class 2B	Class 3B		Class 2B	Class 3B
STI No. 1-64UNC	4698-11	4698-11B	STI 9/16-18UNF	4698-9D2	4698-9D2B
STI No. 2-56UNC	4698-21	4698-21B	STI 5/8-11UNC	4698-5C1	4698-5C1B
STI No. 2-64UNF	4698-22	4698-22B	STI 5/8-18UNF	4698-5C2	4698-5C2B
STI No. 3-48UNC	4698-31	4698-31B	STI 3/4-10UNC	4698-3B1	4698-3B1B
STI No. 3-56UNF	4698-32	4698-32B	STI 3/4-16UNF	4698-3B2	4698-3B2B
STI No. 4-40UNC	4698-41	4698-41B	STI 13/16-16UN	4698-13D516	4698-13D516B
STI No. 4-48UNF	4698-42	4698-42B	STI 7/8-9UNC	4698-7C1	4698-7C1B
STI No. 5-40UNC	4698-51	4698-51B	STI 7/8-14UNF	4698-7C2	4698-7C2B
STI No. 6-32UNC	4698-61	4698-61B	STI 1-8UNC	4698-2A1	4698-2A1B
STI No. 6-40UNF	4698-62	4698-62B	STI 1-12UNF	4698-2A2	4698-2A2B
STI No. 8-32UNC	4698-81	4698-81B	STI 1-14UNS	4698-2A514	4698-2A514B
STI No. 8-36UNF	4698-82	4698-82B	STI 1 1/16-12UN	4698-1E512	4698-1E512B
STI No. 10-24UNC	4698-101	4698-101B	STI 1 1/8-7UNC	4698-1F1	4698-1F1B
STI No. 10-32UNF	4698-102	4698-102B	STI 1 1/8-12UNF	4698-1F2	4698-1F2B
STI No. 12-24UNC	4698-121	4698-121B	STI 1 3/16-12UN	4698-3E512	4698-3E512B
STI 1/4-20UNC	4698-1B1	4698-1B1B	STI 1 1/4-7UNC	4698-1G1	4698-1G1B
STI 1/4-28UNF	4698-1B2	4698-1B2B	STI 1 1/4-12UNF	4698-1G2	4698-1G2B
STI 5/16-18UNC	4698-5D1	4698-5D1B	STI 1 5/16-12UN	4698-5E512	4698-5E512B
STI 5/16-24UNF	4698-5D2	4698-5D2B	STI 1 3/8-6UNC	4698-3F1	4698-3F1B
STI 3/8-16UNC	4698-3C1	4698-3C1B	STI 1 3/8-12UNF	4698-3F2	4698-3F2B
STI 3/8-24UNF	4698-3C2	4698-3C2B	STI 1 1/2-6UNC	4698-1H1	4698-1H1B
STI 7/16-14UNC	4698-7D1	4698-7D1B	STI 1 1/2-12UNF	4698-1H2	4698-1H2B
STI 7/16-20UNF	4698-7D2	4698-7D2B	STI 1 5/8-12UN	4698-5F512	4698-5F512B
STI 1/2-13UNC	4698-1A1	4698-1A1B	STI 1 7/8-12UN	4698-7F512	4698-7F512B
STI 1/2-20UNF	4698-1A2	4698-1A2B	STI 2 1/4-12UN	4698-1K512	4698-1K512B
STI 9/16-12UNC	4698-9D1	4698-9D1B	STI 2 1/2-12UN	4698-1J512	4698-1J512B



4647-10



4647-10N

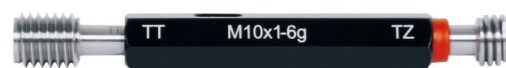
CHECK PLUGS FOR METRIC THREAD RING GAUGES



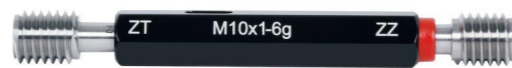
- Standard ISO1502
- Check thread ring gauges
- Supplied with manufacturer inspection certificate

Code example: "-2" stands for "4647-2"

Size (mm)		Code (4647)					
Nominal diameter	Pitch	Class 6g		Class 6e		Class 6h	
		GO	NOGO	GO	NOGO	GO	NOGO
M2	0.4	-2	-2N	-2E	-2EN	-2H	-2HN
M2.2	0.45	-2D2	-2D2N	-2D2E	-2D2EN	-2D2H	-2D2HN
M2.3	0.4	-2D3	-2D3N	-2D3E	-2D3EN	-2D3H	-2D3HN
M2.5	0.45	-2D5	-2D5N	-2D5E	-2D5EN	-2D5H	-2D5HN
M2.6	0.45	-2D6	-2D6N	-2D6E	-2D6EN	-2D6H	-2D6HN
M3	0.5	-3	-3N	-3E	-3EN	-3H	-3HN
M3.5	0.6	-3D5	-3D5N	-3D5E	-3D5EN	-3D5H	-3D5HN
M4	0.7	-4	-4N	-4E	-4EN	-4H	-4HN
M4.5	0.75	-4D5	-4D5N	-4D5E	-4D5EN	-4D5H	-4D5HN
M5	0.8	-5	-5N	-5E	-5EN	-5H	-5HN
M6	1	-6	-6N	-6E	-6EN	-6H	-6HN
M7	1	-7	-7N	-7E	-7EN	-7H	-7HN
M8	1.25	-8	-8N	-8E	-8EN	-8H	-8HN
M9	1.25	-9	-9N	-9E	-9EN	-9H	-9HN
M10	1.5	-10	-10N	-10E	-10EN	-10H	-10HN
M11	1.5	-11	-11N	-11E	-11EN	-11H	-11HN
M12	1.75	-12	-12N	-12E	-12EN	-12H	-12HN
M14	2	-14	-14N	-14E	-14EN	-14H	-14HN
M16	2	-16	-16N	-16E	-16EN	-16H	-16HN
M18	2.5	-18	-18N	-18E	-18EN	-18H	-18HN
M20	2.5	-20	-20N	-20E	-20EN	-20H	-20HN
M22	2.5	-22	-22N	-22E	-22EN	-22H	-22HN
M24	3	-24	-24N	-24E	-24EN	-24H	-24HN
M27	3	-27	-27N	-27E	-27EN	-27H	-27HN
M30	3.5	-30	-30N	-30E	-30EN	-30H	-30HN
M33	3.5	-33	-33N	-33E	-33EN	-33H	-33HN
M36	4	-36	-36N	-36E	-36EN	-36H	-36HN
M39	4	-39	-39N	-39E	-39EN	-39H	-39HN
M42	4.5	-42	-42N	-42E	-42EN	-42H	-42HN
M45	4.5	-45	-45N	-45E	-45EN	-45H	-45HN
M48	5	-48	-48N	-48E	-48EN	-48H	-48HN
M52	5	-52	-52N	-52E	-52EN	-52H	-52HN
M56	5.5	-56	-56N	-56E	-56EN	-56H	-56HN
M60	5.5	-60	-60N	-60E	-60EN	-60H	-60HN
M64	6	-64	-64N	-64E	-64EN	-64H	-64HN
M68	6	-68	-68N	-68E	-68EN	-68H	-68HN



4677-10P



4677-10PN

CHECK PLUGS FOR METRIC FINE THREAD RING GAUGES



- Standard ISO1502
- Supplied with manufacturer inspection certificate
- Check thread ring gauges

Code example: “-3D5G” stands for “4677-3D5G”

Size (mm)		Code (4677)					
Nominal diameter	Pitch	Class 6g		Class 6e		Class 6h	
		GO	NOGO	GO	NOGO	GO	NOGO
M3.5	0.5	-3D5G	-3D5GN	-3D5GE	-3D5GEN	-3D5GH	-3D5GHN
M4	0.5	-4G	-4GN	-4GE	-4GEN	-4GH	-4GHN
M4.5	0.5	-4D5G	-4D5GN	-4D5GE	-4D5GEN	-4D5GH	-4D5GHN
M5	0.5	-5G	-5GN	-5GE	-5GEN	-5GH	-5GHN
M5.5	0.5	-5D5G	-5D5GN	-5D5GE	-5D5GEN	-5D5GH	-5D5GHN
M6	0.5	-6G	-6GN	-6GE	-6GEN	-6GH	-6GHN
M6.5	0.75	-6L	-6LN	-6LE	-6LEN	-6LH	-6LHN
M6.5	0.5	-6D5G	-6D5GN	-6D5GE	-6D5GEN	-6D5GH	-6D5GHN
M7	0.5	-7G	-7GN	-7GE	-7GEN	-7GH	-7GHN
M7	0.75	-7L	-7LN	-7LE	-7LEN	-7LH	-7LHN
M7.5	0.5	-7D5G	-7D5GN	-7D5GE	-7D5GEN	-7D5GH	-7D5GHN
M8	0.5	-8G	-8GN	-8GE	-8GEN	-8GH	-8GHN
M8	0.75	-8L	-8LN	-8LE	-8LEN	-8LH	-8LHN
M8	1	-8P	-8PN	-8PE	-8PEN	-8PH	-8PHN
M8.5	0.5	-8D5G	-8D5GN	-8D5GE	-8D5GEN	-8D5GH	-8D5GHN
M9	0.5	-9G	-9GN	-9GE	-9GEN	-9GH	-9GHN
M9	0.75	-9L	-9LN	-9LE	-9LEN	-9LH	-9LHN
M9	1	-9P	-9PN	-9PE	-9PEN	-9PH	-9PHN
M10	0.5	-10G	-10GN	-10GE	-10GEN	-10GH	-10GHN
M10	0.75	-10L	-10LN	-10LE	-10LEN	-10LH	-10LHN
M10	1	-10P	-10PN	-10PE	-10PEN	-10PH	-10PHN
M10	1.25	-10Q	-10QN	-10QE	-10QEN	-10QH	-10QHN
M11	0.5	-11G	-11GN	-11GE	-11GEN	-11GH	-11GHN
M11	0.75	-11L	-11LN	-11LE	-11LEN	-11LH	-11LHN
M11	1	-11P	-11PN	-11PE	-11PEN	-11PH	-11PHN
M12	0.5	-12G	-12GN	-12GE	-12GEN	-12GH	-12GHN
M12	0.75	-12L	-12LN	-12LE	-12LEN	-12LH	-12LHN
M12	1	-12P	-12PN	-12PE	-12PEN	-12PH	-12PHN
M12	1.25	-12Q	-12QN	-12QE	-12QEN	-12QH	-12QHN
M12	1.5	-12R	-12RN	-12RE	-12REN	-12RH	-12RHN
M13	0.5	-13G	-13GN	-13GE	-13GEN	-13GH	-13GHN
M13	0.75	-13L	-13LN	-13LE	-13LEN	-13LH	-13LHN
M13	1	-13P	-13PN	-13PE	-13PEN	-13PH	-13PHN
M13	1.5	-13R	-13RN	-13RE	-13REN	-13RH	-13RHN
M14	0.5	-14G	-14GN	-14GE	-14GEN	-14GH	-14GHN
M14	0.75	-14L	-14LN	-14LE	-14LEN	-14LH	-14LHN
M14	1	-14P	-14PN	-14PE	-14PEN	-14PH	-14PHN
M14	1.25	-14Q	-14QN	-14QE	-14QEN	-14QH	-14QHN
M14	1.5	-14R	-14RN	-14RE	-14REN	-14RH	-14RHN

To be continued

Continued from previous page

Size (mm)		Code (4677)					
Nominal diameter	Pitch	Class 6g		Class 6e		Class 6h	
		GO	NOGO	GO	NOGO	GO	NOGO
M15	0.5	-15G	-15GN	-15GE	-15GEN	-15GH	-15GHN
M15	0.75	-15L	-15LN	-15LE	-15LEN	-15LH	-15LHN
M15	1	-15P	-15PN	-15PE	-15PEN	-15PH	-15PHN
M15	1.5	-15R	-15RN	-15RE	-15REN	-15RH	-15RHN
M16	0.5	-16G	-16GN	-16GE	-16GEN	-16GH	-16GHN
M16	0.75	-16L	-16LN	-16LE	-16LEN	-16LH	-16LHN
M16	1	-16P	-16PN	-16PE	-16PEN	-16PH	-16PHN
M16	1.25	-16Q	-16QN	-16QE	-16QEN	-16QH	-16QHN
M16	1.5	-16R	-16RN	-16RE	-16REN	-16RH	-16RHN
M17	0.5	-17G	-17GN	-17GE	-17GEN	-17GH	-17GHN
M17	0.75	-17L	-17LN	-17LE	-17LEN	-17LH	-17LHN
M17	1	-17P	-17PN	-17PE	-17PEN	-17PH	-17PHN
M17	1.5	-17R	-17RN	-17RE	-17REN	-17RH	-17RHN
M18	0.5	-18G	-18GN	-18GE	-18GEN	-18GH	-18GHN
M18	0.75	-18L	-18LN	-18LE	-18LEN	-18LH	-18LHN
M18	1	-18P	-18PN	-18PE	-18PEN	-18PH	-18PHN
M18	1.25	-18Q	-18QN	-18QE	-18QEN	-18QH	-18QHN
M18	1.5	-18R	-18RN	-18RE	-18REN	-18RH	-18RHN
M18	2	-18T	-18TN	-18TE	-18TEN	-18TH	-18THN
M19	0.5	-19G	-19GN	-19GE	-19GEN	-19GH	-19GHN
M19	0.75	-19L	-19LN	-19LE	-19LEN	-19LH	-19LHN
M19	1	-19P	-19PN	-19PE	-19PEN	-19PH	-19PHN
M19	1.5	-19R	-19RN	-19RE	-19REN	-19RH	-19RHN
M20	0.5	-20G	-20GN	-20GE	-20GEN	-20GH	-20GHN
M20	0.75	-20L	-20LN	-20LE	-20LEN	-20LH	-20LHN
M20	1	-20P	-20PN	-20PE	-20PEN	-20PH	-20PHN
M20	1.25	-20Q	-20QN	-20QE	-20QEN	-20QH	-20QHN
M20	1.5	-20R	-20RN	-20RE	-20REN	-20RH	-20RHN
M20	2	-20T	-20TN	-20TE	-20TEN	-20TH	-20THN
M21	0.75	-21L	-21LN	-21LE	-21LEN	-21LH	-21LHN
M21	1	-21P	-21PN	-21PE	-21PEN	-21PH	-21PHN
M21	1.5	-21R	-21RN	-21RE	-21REN	-21RH	-21RHN
M22	0.75	-22L	-22LN	-22LE	-22LEN	-22LH	-22LHN
M22	1	-22P	-22PN	-22PE	-22PEN	-22PH	-22PHN
M22	1.25	-22Q	-22QN	-22QE	-22QEN	-22QH	-22QHN
M22	1.5	-22R	-22RN	-22RE	-22REN	-22RH	-22RHN
M22	2	-22T	-22TN	-22TE	-22TEN	-22TH	-22THN
M23	0.75	-23L	-23LN	-23LE	-23LEN	-23LH	-23LHN
M23	1	-23P	-23PN	-23PE	-23PEN	-23PH	-23PHN
M24	0.75	-24L	-24LN	-24LE	-24LEN	-24LH	-24LHN
M24	1	-24P	-24PN	-24PE	-24PEN	-24PH	-24PHN
M24	1.25	-24Q	-24QN	-24QE	-24QEN	-24QH	-24QHN
M24	1.5	-24R	-24RN	-24RE	-24REN	-24RH	-24RHN
M24	2	-24T	-24TN	-24TE	-24TEN	-24TH	-24THN
M25	0.75	-25L	-25LN	-25LE	-25LEN	-25LH	-25LHN
M25	1	-25P	-25PN	-25PE	-25PEN	-25PH	-25PHN
M25	1.5	-25R	-25RN	-25RE	-25REN	-25RH	-25RHN
M25	2	-25T	-25TN	-25TE	-25TEN	-25TH	-25THN
M26	0.75	-26L	-26LN	-26LE	-26LEN	-26LH	-26LHN
M26	1	-26P	-26PN	-26PE	-26PEN	-26PH	-26PHN
M26	1.5	-26R	-26RN	-26RE	-26REN	-26RH	-26RHN
M26	2	-26T	-26TN	-26TE	-26TEN	-26TH	-26THN

To be continued

Continued from previous page

Size (mm)		Code (4677)					
Nominal diameter	Pitch	Class 6g		Class 6e		Class 6h	
		GO	NOGO	GO	NOGO	GO	NOGO
M27	0.75	-27L	-27LN	-27LE	-27LEN	-27LH	-27LHN
	1	-27P	-27PN	-27PE	-27PEN	-27PH	-27PHN
	1.5	-27R	-27RN	-27RE	-27REN	-27RH	-27RHN
M28	2	-27T	-27TN	-27TE	-27TEN	-27TH	-27THN
	0.75	-28L	-28LN	-28LE	-28LEN	-28LH	-28LHN
	1	-28P	-28PN	-28PE	-28PEN	-28PH	-28PHN
M29	1.5	-28R	-28RN	-28RE	-28REN	-28RH	-28RHN
	2	-28T	-28TN	-28TE	-28TEN	-28TH	-28THN
	0.75	-29L	-29LN	-29LE	-29LEN	-29LH	-29LHN
M30	1	-29P	-29PN	-29PE	-29PEN	-29PH	-29PHN
	1.5	-30R	-30RN	-30RE	-30REN	-30RH	-30RHN
	2	-30T	-30TN	-30TE	-30TEN	-30TH	-30THN
M31	3	-30V	-30VN	-30VE	-30VEN	-30VH	-30VHN
	0.75	-31L	-31LN	-31LE	-31LEN	-31LH	-31LHN
	1	-32P	-32PN	-32PE	-32PEN	-32PH	-32PHN
M32	1.5	-32R	-32RN	-32RE	-32REN	-32RH	-32RHN
	2	-32T	-32TN	-32TE	-32TEN	-32TH	-32THN
	0.75	-33L	-33LN	-33LE	-33LEN	-33LH	-33LHN
M33	1	-33P	-33PN	-33PE	-33PEN	-33PH	-33PHN
	1.5	-33R	-33RN	-33RE	-33REN	-33RH	-33RHN
	2	-33T	-33TN	-33TE	-33TEN	-33TH	-33THN
M34	3	-33V	-33VN	-33VE	-33VEN	-33VH	-33VHN
	1	-34P	-34PN	-34PE	-34PEN	-34PH	-34PHN
	1.5	-34R	-34RN	-34RE	-34REN	-34RH	-34RHN
M35	2	-34T	-34TN	-34TE	-34TEN	-34TH	-34THN
	1	-35P	-35PN	-35PE	-35PEN	-35PH	-35PHN
	1.5	-35R	-35RN	-35RE	-35REN	-35RH	-35RHN
M36	2	-35T	-35TN	-35TE	-35TEN	-35TH	-35THN
	1	-36P	-36PN	-36PE	-36PEN	-36PH	-36PHN
	1.5	-36R	-36RN	-36RE	-36REN	-36RH	-36RHN
M38	2	-36T	-36TN	-36TE	-36TEN	-36TH	-36THN
	3	-36V	-36VN	-36VE	-36VEN	-36VH	-36VHN
	1	-38P	-38PN	-38PE	-38PEN	-38PH	-38PHN
M39	1.5	-38R	-38RN	-38RE	-38REN	-38RH	-38RHN
	2	-38T	-38TN	-38TE	-38TEN	-38TH	-38THN
	1	-39P	-39PN	-39PE	-39PEN	-39PH	-39PHN
M40	1.5	-39R	-39RN	-39RE	-39REN	-39RH	-39RHN
	2	-39T	-39TN	-39TE	-39TEN	-39TH	-39THN
	3	-39V	-39VN	-39VE	-39VEN	-39VH	-39VHN
M42	1.5	-40R	-40RN	-40RE	-40REN	-40RH	-40RHN
	2	-40T	-40TN	-40TE	-40TEN	-40TH	-40THN
	3	-40V	-40VN	-40VE	-40VEN	-40VH	-40VHN
M45	1.5	-42R	-42RN	-42RE	-42REN	-42RH	-42RHN
	2	-42T	-42TN	-42TE	-42TEN	-42TH	-42THN
	3	-42V	-42VN	-42VE	-42VEN	-42VH	-42VHN
M45	1.5	-45R	-45RN	-45RE	-45REN	-45RH	-45RHN
	2	-45T	-45TN	-45TE	-45TEN	-45TH	-45THN
	3	-45V	-45VN	-45VE	-45VEN	-45VH	-45VHN

To be continued

Continued from previous page

Size (mm)		Code (4677)					
Nominal diameter	Pitch	Class 6g		Class 6e		Class 6h	
		GO	NOGO	GO	NOGO	GO	NOGO
M48	1.5	-48R	-48RN	-48RE	-48REN	-48RH	-48RHN
	2	-48T	-48TN	-48TE	-48TEN	-48TH	-48THN
	3	-48V	-48VN	-48VE	-48VEN	-48VH	-48VHN
M50	1.5	-50R	-50RN	-50RE	-50REN	-50RH	-50RHN
	2	-50T	-50TN	-50TE	-50TEN	-50TH	-50THN
	3	-50V	-50VN	-50VE	-50VEN	-50VH	-50VHN
M52	1.5	-52R	-52RN	-52RE	-52REN	-52RH	-52RHN
	2	-52T	-52TN	-52TE	-52TEN	-52TH	-52THN
	3	-52V	-52VN	-52VE	-52VEN	-52VH	-52VHN
M55	4	-52X	-52XN	-52XE	-52XEN	-52XH	-52XHN
	1.5	-55R	-55RN	-55RE	-55REN	-55RH	-55RHN
	2	-55T	-55TN	-55TE	-55TEN	-55TH	-55THN
M56	3	-55V	-55VN	-55VE	-55VEN	-55VH	-55VHN
	4	-55X	-55XN	-55XE	-55XEN	-55XH	-55XHN
	1.5	-56R	-56RN	-56RE	-56REN	-56RH	-56RHN
M58	2	-56T	-56TN	-56TE	-56TEN	-56TH	-56THN
	3	-56V	-56VN	-56VE	-56VEN	-56VH	-56VHN
	4	-56X	-56XN	-56XE	-56XEN	-56XH	-56XHN
M60	1.5	-58R	-58RN	-58RE	-58REN	-58RH	-58RHN
	2	-58T	-58TN	-58TE	-58TEN	-58TH	-58THN
	3	-58V	-58VN	-58VE	-58VEN	-58VH	-58VHN
M62	4	-58X	-58XN	-58XE	-58XEN	-58XH	-58XHN
	1.5	-60R	-60RN	-60RE	-60REN	-60RH	-60RHN
	2	-60T	-60TN	-60TE	-60TEN	-60TH	-60THN
M64	3	-60V	-60VN	-60VE	-60VEN	-60VH	-60VHN
	4	-60X	-60XN	-60XE	-60XEN	-60XH	-60XHN
	1.5	-62R	-62RN	-62RE	-62REN	-62RH	-62RHN
M65	2	-62T	-62TN	-62TE	-62TEN	-62TH	-62THN
	3	-62V	-62VN	-62VE	-62VEN	-62VH	-62VHN
	4	-62X	-62XN	-62XE	-62XEN	-62XH	-62XHN
M68	1.5	-64R	-64RN	-64RE	-64REN	-64RH	-64RHN
	2	-64T	-64TN	-64TE	-64TEN	-64TH	-64THN
	3	-64V	-64VN	-64VE	-64VEN	-64VH	-64VHN
M70	4	-64X	-64XN	-64XE	-64XEN	-64XH	-64XHN
	1.5	-65R	-65RN	-65RE	-65REN	-65RH	-65RHN
	2	-65T	-65TN	-65TE	-65TEN	-65TH	-65THN
M72	3	-65V	-65VN	-65VE	-65VEN	-65VH	-65VHN
	4	-65X	-65XN	-65XE	-65XEN	-65XH	-65XHN
	1.5	-68R	-68RN	-68RE	-68REN	-68RH	-68RHN
M72	2	-68T	-68TN	-68TE	-68TEN	-68TH	-68THN
	3	-68V	-68VN	-68VE	-68VEN	-68VH	-68VHN
	4	-68X	-68XN	-68XE	-68XEN	-68XH	-68XHN
M72	1.5	-70R	-70RN	-70RE	-70REN	-70RH	-70RHN
	2	-70T	-70TN	-70TE	-70TEN	-70TH	-70THN
	3	-70V	-70VN	-70VE	-70VEN	-70VH	-70VHN
M72	4	-70X	-70XN	-70XE	-70XEN	-70XH	-70XHN
	6	-70O	-70ON	-70OE	-70OEN	-70OH	-70OHN
	1.5	-72R	-72RN	-72RE	-72REN	-72RH	-72RHN
M72	2	-72T	-72TN	-72TE	-72TEN	-72TH	-72THN
	3	-72V	-72VN	-72VE	-72VEN	-72VH	-72VHN

To be continued

Continued from previous page

Size (mm)		Code (4677)					
Nominal diameter	Pitch	Class 6g		Class 6e		Class 6h	
		GO	NOGO	GO	NOGO	GO	NOGO
M72	4	-72X	-72XN	-72XE	-72XEN	-72XH	-72XHN
	6	-72O	-72ON	-72OE	-72OEN	-72OH	-72OHN
M75	1.5	-75R	-75RN	-75RE	-75REN	-75RH	-75RHN
	2	-75T	-75TN	-75TE	-75TEN	-75TH	-75THN
	3	-75V	-75VN	-75VE	-75VEN	-75VH	-75VHN
	4	-75X	-75XN	-75XE	-75XEN	-75XH	-75XHN
M76	1.5	-76R	-76RN	-76RE	-76REN	-76RH	-76RHN
	2	-76T	-76TN	-76TE	-76TEN	-76TH	-76THN
	3	-76V	-76VN	-76VE	-76VEN	-76VH	-76VHN
	4	-76X	-76XN	-76XE	-76XEN	-76XH	-76XHN
M78	6	-76O	-76ON	-76OE	-76OEN	-76OH	-76OHN
	2	-78T	-78TN	-78TE	-78TEN	-78TH	-78THN
M80	1.5	-80R	-80RN	-80RE	-80REN	-80RH	-80RHN
	2	-80T	-80TN	-80TE	-80TEN	-80TH	-80THN
	3	-80V	-80VN	-80VE	-80VEN	-80VH	-80VHN
	4	-80X	-80XN	-80XE	-80XEN	-80XH	-80XHN
M82	6	-80O	-80ON	-80OE	-80OEN	-80OH	-80OHN
	2	-82T	-82TN	-82TE	-82TEN	-82TH	-82THN
M85	2	-85T	-85TN	-85TE	-85TEN	-85TH	-85THN
	3	-85V	-85VN	-85VE	-85VEN	-85VH	-85VHN
	4	-85X	-85XN	-85XE	-85XEN	-85XH	-85XHN
	6	-85O	-85ON	-85OE	-85OEN	-85OH	-85OHN
M90	2	-90T	-90TN	-90TE	-90TEN	-90TH	-90THN
	3	-90V	-90VN	-90VE	-90VEN	-90VH	-90VHN
	4	-90X	-90XN	-90XE	-90XEN	-90XH	-90XHN
	6	-90O	-90ON	-90OE	-90OEN	-90OH	-90OHN
M95	2	-95T	-95TN	-95TE	-95TEN	-95TH	-95THN
	3	-95V	-95VN	-95VE	-95VEN	-95VH	-95VHN
	4	-95X	-95XN	-95XE	-95XEN	-95XH	-95XHN
	6	-95O	-95ON	-95OE	-95OEN	-95OH	-95OHN
M100	2	-100T	-100TN	-100TE	-100TEN	-100TH	-100THN
	3	-100V	-100VN	-100VE	-100VEN	-100VH	-100VHN
	4	-100X	-100XN	-100XE	-100XEN	-100XH	-100XHN
	6	-100O	-100ON	-100OE	-100OEN	-100OH	-100OHN
M105	2	-105T	-105TN	-105TE	-105TEN	-105TH	-105THN
	3	-105V	-105VN	-105VE	-105VEN	-105VH	-105VHN
	4	-105X	-105XN	-105XE	-105XEN	-105XH	-105XHN
	6	-105O	-105ON	-105OE	-105OEN	-105OH	-105OHN
M110	2	-110T	-110TN	-110TE	-110TEN	-110TH	-110THN
	3	-110V	-110VN	-110VE	-110VEN	-110VH	-110VHN
	4	-110X	-110XN	-110XE	-110XEN	-110XH	-110XHN
	6	-110O	-110ON	-110OE	-110OEN	-110OH	-110OHN
M115	2	-115T	-115TN	-115TE	-115TEN	-115TH	-115THN
	3	-115V	-115VN	-115VE	-115VEN	-115VH	-115VHN
	4	-115X	-115XN	-115XE	-115XEN	-115XH	-115XHN
	6	-115O	-115ON	-115OE	-115OEN	-115OH	-115OHN
M120	2	-120T	-120TN	-120TE	-120TEN	-120TH	-120THN
	3	-120V	-120VN	-120VE	-120VEN	-120VH	-120VHN
	4	-120X	-120XN	-120XE	-120XEN	-120XH	-120XHN
	6	-120O	-120ON	-120OE	-120OEN	-120OH	-120OHN



4177-23

THREAD GAUGES FOR ROTARY SHOULDERED CONNECTIONS OF PETROLEUM EQUIPMENT

API PRODUCTION LICENSE

- Measure the thread of rotary shouldered connections

Number style gauges

Code	Gauge code	Form of thread to be inspected	Number of thread per inch	Taper	Angle of thread	Basic pitch dia
4177-10	NC10	V-0.055	6	1:8	60°	27.000mm
4177-12	NC12	V-0.055	6	1:8	60°	32.121mm
4177-13	NC13	V-0.055	6	1:8	60°	35.331mm
4177-16	NC16	V-0.055	6	1:8	60°	40.869mm
4177-23	NC23	V-0.038R	4	1:6	60°	59.817mm
4177-26	NC26	V-0.038R	4	1:6	60°	67.767mm
4177-31	NC31	V-0.038R	4	1:6	60°	80.848mm
4177-35	NC35	V-0.038R	4	1:6	60°	89.687mm
4177-38	NC38	V-0.038R	4	1:6	60°	96.723mm
4177-40	NC40	V-0.038R	4	1:6	60°	103.429mm
4177-44	NC44	V-0.038R	4	1:6	60°	112.192mm
4177-46	NC46	V-0.038R	4	1:6	60°	117.500mm
4177-50	NC50	V-0.038R	4	1:6	60°	128.059mm
4177-56	NC56	V-0.038R	4	1:4	60°	142.646mm
4177-61	NC61	V-0.038R	4	1:4	60°	156.921mm
4177-70	NC70	V-0.038R	4	1:4	60°	179.146mm
4177-77	NC77	V-0.038R	4	1:4	60°	196.621mm

Regular style gauges

Code	Gauge code	Form of thread to be inspected	Number of thread per inch	Taper	Angle of thread	Basic pitch dia
4177-2R	2 3/8 REG	V-0.040	5	1:4	60°	60.080mm
4177-21R	2 7/8 REG	V-0.040	5	1:4	60°	69.605mm
4177-3R	3 1/2 REG	V-0.040	5	1:4	60°	82.293mm
4177-4R	4 1/2 REG	V-0.040	5	1:4	60°	110.868mm
4177-5R	5 1/2 REG	V-0.050	4	1:4	60°	132.944mm
4177-6R	6 5/8 REG	V-0.050	4	1:6	60°	146.248mm
4177-7R	7 5/8 REG	V-0.050	4	1:4	60°	170.549mm
4177-8R	8 5/8 REG	V-0.050	4	1:4	60°	194.731mm

Full-hole style gauges

Code	Gauge code	Form of thread to be inspected	Number of thread per inch	Taper	Angle of thread	Basic pitch dia
4177-3H	3 1/2 FH	V-0.040	5	1:4	60°	94.844mm
4177-4H	4 1/2 FH	V-0.040	5	1:4	60°	115.113mm
4177-5H	5 1/2 FH	V-0.050	4	1:6	60°	142.011mm
4177-6H	6 5/8 FH	V-0.050	4	1:6	60°	165.598mm

Internal-flush style gauge

Code	Gauge code	Form of thread to be inspected	Number of thread per inch	Taper	Angle of thread	Basic pitch dia
4177-5F	5 1/2 IF	V-0.065	4	1:6	60°	157.201mm



4178-21T

CASING, TUBING AND LINE PIPE THREAD GAUGES OF PETROLEUM AND GAS EQUIPMENT

API PRODUCTION LICENSE

- Measure the casing, tubing and line pipe threads

Casing round thread gauges

Code	Gauge code	Outer dia	Number of thread per inch	Taper	Angle of thread
4178-4	4 1/2 CSG	114.30mm	8	1:16	60°
4178-4L	4 1/2 LCSG				
4178-5	5 CSG	127.00mm	8	1:16	60°
4178-5L	5 LCSG				
4178-51	5 1/2 CSG	139.70mm	8	1:16	60°
4178-51L	5 1/2 LCSG				
4178-6	6 5/8 CSG	168.28mm	8	1:16	60°
4178-6L	6 5/8 LCSG				
4178-7	7 CSG	177.80mm	8	1:16	60°
4178-7L	7 LCSG				
4178-71	7 5/8 CSG	193.68mm	8	1:16	60°
4178-71L	7 5/8 LCSG				
4178-8	8 5/8 CSG	219.08mm	8	1:16	60°
4178-8L	8 5/8 LCSG				
4178-9	9 5/8 CSG	244.48mm	8	1:16	60°
4178-9L	9 5/8 LCSG				
4178-10	10 3/4 CSG	273.05mm	8	1:16	60°
4178-10L	10 3/4 LCSG				
4178-11	11 3/4 CSG	298.45mm	8	1:16	60°
4178-11L	11 3/4 LCSG				
4178-13	13 3/8 CSG	339.73mm	8	1:16	60°
4178-13L	13 3/8 LCSG				
4178-16	16 CSG	406.40mm	8	1:16	60°
4178-16L	16 LCSG				

Non-upset tubing thread gauges

Code	Gauge code	Outer dia	Number of thread per inch	Taper	Angle of thread
4178-11T	1.050 TBG	26.67mm	10	1:16	60°
4178-13T	1.315 TBG	33.40mm	10	1:16	60°
4178-16T	1.660 TBG	42.16mm	10	1:16	60°
4178-19T	1.900 TBG	48.26mm	10	1:16	60°
4178-2T	2 3/8 TBG	60.33mm	10	1:16	60°
4178-21T	2 7/8 TBG	73.03mm	10	1:16	60°
4178-3T	3 1/2 TBG	88.90mm	10	1:16	60°
4178-4T	4 TBG	101.60mm	8	1:16	60°
4178-41T	4 1/2 TBG	114.30mm	8	1:16	60°

Continued from previous page

External-upset tubing thread gauges

Code	Gauge code	Outer dia	Number of thread per inch	Taper	Angle of thread
4178-11U	1.050 UP TBG	26.67mm	10	1:16	60°
4178-13U	1.315 UP TBG	33.40mm	10	1:16	60°
4178-16U	1.660 UP TBG	42.16mm	10	1:16	60°
4178-19U	1.900 UP TBG	48.26mm	10	1:16	60°
4178-2U	2 3/8 UP TBG	60.33mm	8	1:16	60°
4178-21U	2 7/8 UP TBG	73.03mm	8	1:16	60°
4178-3U	3 1/2 UP TBG	88.90mm	8	1:16	60°
4178-4U	4 UP TBG	101.60mm	8	1:16	60°
4178-41U	4 1/2 UP TBG	114.30mm	8	1:16	60°

Buttress casing thread gauges

Code	Gauge code	Outer dia	Number of thread per inch	Taper	Angle of thread
4178-4B	4 1/2 BCSG	114.30mm	5	1:16	3°, 10°
4178-5B	5 BCSG	127.00mm	5	1:16	3°, 10°
4178-51B	5 1/2 BCSG	139.70mm	5	1:16	3°, 10°
4178-6B	6 5/8 BCSG	168.28mm	5	1:16	3°, 10°
4178-7B	7 BCSG	177.80mm	5	1:16	3°, 10°
4178-71B	7 5/8 BCSG	193.68mm	5	1:16	3°, 10°
4178-8B	8 5/8 BCSG	219.08mm	5	1:16	3°, 10°
4178-9B	9 5/8 BCSG	244.48mm	5	1:16	3°, 10°
4178-10B	10 3/4 BCSG	273.05mm	5	1:16	3°, 10°
4178-11B	11 3/4 BCSG	298.45mm	5	1:16	3°, 10°
4178-13B	13 3/8 BCSG	339.73mm	5	1:16	3°, 10°
4178-16B	16 BCSG	406.40mm	5	1:12	3°, 10°

Line pipe thread gauges

Code	Gauge code	Outer dia	Number of thread per inch	Taper	Angle of thread
4178-01P	1/8 LP	3.18mm	27	1:16	60°
4178-02P	1/4 LP	6.35mm	18	1:16	60°
4178-03P	3/8 LP	9.53mm	18	1:16	60°
4178-05P	1/2 LP	12.70mm	14	1:16	60°
4178-07P	3/4 LP	19.05mm	14	1:16	60°
4178-10P	1 LP	25.40mm	11 1/2	1:16	60°
4178-12P	1 1/4 LP	31.75mm	11 1/2	1:16	60°
4178-15P	1 1/2 LP	38.10mm	11 1/2	1:16	60°
4178-20P	2 LP	50.80mm	11 1/2	1:16	60°
4178-25P	2 1/2 LP	63.50mm	8	1:16	60°
4178-30P	3 LP	76.20mm	8	1:16	60°
4178-35P	3 1/2 LP	88.90mm	8	1:16	60°
4178-40P	4 LP	101.60mm	8	1:16	60°
4178-50P	5 LP	127.00mm	8	1:16	60°
4178-60P	6 LP	152.40mm	8	1:16	60°
4178-80P	8 LP	203.20mm	8	1:16	60°
4178-100P	10 LP	254.00mm	8	1:16	60°

To be continued

GAUGE BLOCKS

Standard gauge block, exquisitely made of high-quality wear-resistant materials. Its dimensional accuracy meets the industry's high standards, with excellent stability and wear resistance. It is widely applicable to scenarios such as gauge calibration, precision measurement, and mechanical processing dimension setting, enabling easy and accurate value transmission. It serves as a reliable precision benchmark in industrial testing, laboratory calibration, and manufacturing.



	<i>page</i>
• WEAR BLOCK SETS	47
• CERAMIC GAUGE BLOCK SETS	48
• CERAMIC INDIVIDUAL GAUGE BLOCKS	49
• STEEL GAUGE BLOCK SETS	51
• STEEL INDIVIDUAL GAUGE BLOCKS	52
• CARBIDE GAUGE BLOCK SETS	55
• CALIPER INSPECTION GAUGE BLOCK SETS	56
• CALIPER INSPECTION GAUGE BLOCK AND RING GAUGE SETS	56
• MICROMETER INSPECTION GAUGE BLOCK SETS	57
• CYLINDER GAUGE BLOCKS	58
• GAUGE BLOCK ACCESSORIES	60
• GAUGE BLOCK HOLDERS	63
• ANGLE BLOCK SETS	64
• ANGLE GAUGE BLOCKS	65
• CALIPER/HEIGHT GAUGE CHECKERS	66

GAUGE BLOCKS

Accuracy according to ISO3650

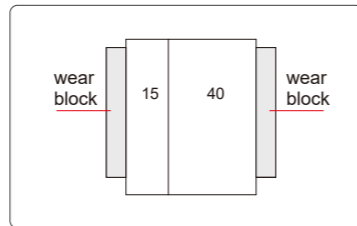
Nominal length (mm)	Grade 0		Grade 1		Grade 2	
	Limit deviation of length	Tolerance for the variation in length	Limit deviation of length	Tolerance for the variation in length	Limit deviation of length	Tolerance for the variation in length
over 0.5 to 10	±0.12µm	0.10µm	±0.20µm	0.16µm	±0.45µm	0.30µm
over 10 to 25	±0.14µm	0.10µm	±0.30µm	0.16µm	±0.60µm	0.30µm
over 25 to 50	±0.20µm	0.10µm	±0.40µm	0.18µm	±0.80µm	0.30µm
over 50 to 75	±0.25µm	0.12µm	±0.50µm	0.18µm	±1.00µm	0.35µm
over 75 to 100	±0.30µm	0.12µm	±0.60µm	0.20µm	±1.20µm	0.35µm
over 100 to 150	±0.40µm	0.14µm	±0.80µm	0.20µm	±1.60µm	0.40µm
over 150 to 200	±0.50µm	0.16µm	±1.00µm	0.25µm	±2.00µm	0.40µm
over 200 to 250	±0.60µm	0.16µm	±1.20µm	0.25µm	±2.40µm	0.45µm
over 250 to 300	±0.70µm	0.18µm	±1.40µm	0.25µm	±2.80µm	0.50µm
over 300 to 400	±0.90µm	0.20µm	±1.80µm	0.30µm	±3.60µm	0.50µm
over 400 to 500	±1.10µm	0.25µm	±2.20µm	0.35µm	±4.40µm	0.60µm
over 500 to 600	±1.30µm	0.25µm	±2.60µm	0.40µm	±5.00µm	0.70µm
over 600 to 700	±1.50µm	0.30µm	±3.00µm	0.45µm	±6.00µm	0.70µm
over 700 to 800	±1.70µm	0.30µm	±3.40µm	0.50µm	±6.50µm	0.80µm
over 800 to 900	±1.90µm	0.35µm	±3.80µm	0.50µm	±7.50µm	0.90µm
over 900 to 1000	±2.00µm	0.40µm	±4.20µm	0.60µm	±8.00µm	1.00µm

Grade and application

Grade	Application
0	To be used as basic standards in calibration laboratories by skilled inspection staff, to calibrate or set high accuracy measuring instruments, to calibrate gauge blocks of grade 1 and 2.
1	To be used in inspection rooms, to check gauges, inspect high accuracy parts and set measuring instruments.
2	To be used in workshops, to check production gauges, set measuring instruments and mount tools.



4111-2



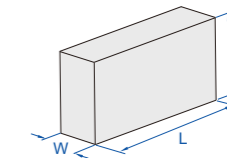
WEAR BLOCK SETS

- Protect the measuring surfaces of gauge blocks from excessive wear
- Meet ISO3650
- Supplied with manufacturer inspection certificate

Blocks per set	Size	Material	Code	
			Grade 0	Grade 1
2	1.0mm	ceramic	4111-1	4111-11
2	1.0mm	alloy steel	4111-1A	4111-11A
2	2.0mm	ceramic	4111-2	4111-12
2	2.0mm	alloy steel	4111-2A	4111-12A



4105-87



Dimension:

Size (L)	W	H
0.5 ≤ L ≤ 10mm	9mm	30mm
L > 10mm	9mm	35mm

CERAMIC GAUGE BLOCK SETS



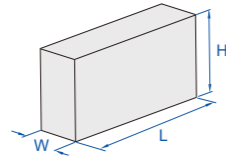
- Made of ceramic, extremely wear resistance and corrosion resistance, excellent dimension stability
- Meet ISO3650
- Supplied with manufacturer inspection certificate

Blocks per set	Gauge blocks included in set			Code	
	Size (mm)	Step (mm)	Quantity	Grade 0	Grade 1
112	1.0005		1	4105-112	4105-1112
	1.001-1.009	0.001	9		
	1.01-1.49	0.01	49		
	0.5-24.5	0.5	49		
103	25-100	25	4	4105-103	4105-1103
	1.005		1		
	1.01-1.49	0.01	49		
	0.5-24.5	0.5	49		
88	25-100	25	4	4105-88	4105-188
	1.0005		1		
	1.001-1.009	0.001	9		
	1.01-1.49	0.01	49		
87	0.5-9.5	0.5	19	4105-87	4105-187
	10-100	10	10		
	1.001-1.009	0.001	9		
	1.01-1.49	0.01	49		
76	10-100	10	10	4105-76	4105-176
	1.005		1		
	1.01-1.49	0.01	49		
	0.5-9.5	0.5	19		
56	50-100	25	3	4105-56	4105-156
	0.5		1		
	1.001-1.009	0.001	9		
	1.01-1.09	0.01	9		
34	1.1-1.9	0.1	9	4105-34	4105-134
	10-30	10	3		
	1.005		1		
	1.01-1.09	0.01	9		
47	1-24	1	24	4105-47A	4105-147A
	1.1-1.9	0.1	9		
	1.01-1.19	0.01	19		
	1.2-1.9	0.1	8		
46	1-9	1	9	4105-46	4105-146
	10-100	10	10		
	1.001-1.009	0.001	9		
	1.01-1.09	0.01	9		
32	1-9	1	9	4105-32	4105-132
	1.1-1.9	0.1	9		
	1.005		1		
	1.01-1.09	0.01	9		

Blocks per set	Gauge blocks included in set			Code	
	Size (mm)	Step (mm)	Quantity	Grade 0	Grade 1
47	1.005		1	4105-47A	4105-147A
	1.01-1.09	0.01	9		
	1.1-1.9	0.1	9		
	1-24	1	24		
47	25-100	25	4	4105-47	4105-147
	1.005		1		
	1.01-1.19	0.01	19		
	1.2-1.9	0.1	8		
46	1-9	1	9	4105-46	4105-146
	10-100	10	10		
	1.001-1.009	0.001	9		
	1.01-1.09	0.01	9		
34	1-9	1	9	4105-34	4105-134
	10-100	10	10		
	1.0005		1		
	1.001-1.009	0.001	9		
32	1.01-1.09	0.01	9	4105-32	4105-132
	1.1-1.9	0.1	9		
	1-9	1	9		
	10-30	10	3		
32	50		1	4105-32	4105-132
	1.005		1		
	1.01-1.09	0.01	9		
	1.1-1.9	0.1	9		



4106-A80

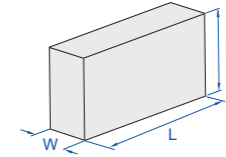


Dimension:

Size (L)	W	H
0.5 ≤ L ≤ 10mm	9mm	30mm
L > 10mm	9mm	35mm



4103-A80



Dimension:

Size (L)	W	H
0.5 ≤ L ≤ 10mm	9mm	30mm
L > 10mm	9mm	35mm

CERAMIC INDIVIDUAL GAUGE BLOCKS



- Grade 0 and 1 gauge blocks are available
- Made of ceramic, extremely wear resistance and corrosion resistance
- Meet ISO3650
- Supplied with manufacturer inspection certificate

Code explanation: 4106-X□□□□□

- A for grade 0
- B for grade 1

Code examples:

Size (L)	Grade	Code
0.5mm	0	4106-AD5
10mm	1	4106-B10

Size	Code	Size	Code	Size	Code	Size	Code
0.5mm	4106-XD5	1.23mm	4106-X1D23	3mm	4106-X3	17.6mm	4106-X17D6
1mm	4106-X1	1.24mm	4106-X1D24	3.5mm	4106-X3D5	18mm	4106-X18
1.0005mm	4106-X1D0005	1.25mm	4106-X1D25	4mm	4106-X4	18.5mm	4106-X18D5
1.001mm	4106-X1D001	1.26mm	4106-X1D26	4.5mm	4106-X4D5	19mm	4106-X19
1.002mm	4106-X1D002	1.27mm	4106-X1D27	5mm	4106-X5	19.5mm	4106-X19D5
1.003mm	4106-X1D003	1.28mm	4106-X1D28	5.1mm	4106-X5D1	20mm	4106-X20
1.004mm	4106-X1D004	1.29mm	4106-X1D29	5.5mm	4106-X5D5	20.2mm	4106-X20D2
1.005mm	4106-X1D005	1.3mm	4106-X1D3	6mm	4106-X6	20.5mm	4106-X20D5
1.006mm	4106-X1D006	1.31mm	4106-X1D31	6.5mm	4106-X6D5	21mm	4106-X21
1.007mm	4106-X1D007	1.32mm	4106-X1D32	7mm	4106-X7	21.5mm	4106-X21D5
1.008mm	4106-X1D008	1.33mm	4106-X1D33	7.5mm	4106-X7D5	22mm	4106-X22
1.009mm	4106-X1D009	1.34mm	4106-X1D34	7.7mm	4106-X7D7	22.5mm	4106-X22D5
1.01mm	4106-X1D01	1.35mm	4106-X1D35	8mm	4106-X8	22.8mm	4106-X22D8
1.02mm	4106-X1D02	1.36mm	4106-X1D36	8.5mm	4106-X8D5	23mm	4106-X23
1.03mm	4106-X1D03	1.37mm	4106-X1D37	9mm	4106-X9	23.5mm	4106-X23D5
1.04mm	4106-X1D04	1.38mm	4106-X1D38	9.5mm	4106-X9D5	24mm	4106-X24
1.05mm	4106-X1D05	1.39mm	4106-X1D39	10mm	4106-X10	24.5mm	4106-X24D5
1.06mm	4106-X1D06	1.4mm	4106-X1D4	10.3mm	4106-X10D3	25mm	4106-X25
1.07mm	4106-X1D07	1.41mm	4106-X1D41	10.5mm	4106-X10D5	30mm	4106-X30
1.08mm	4106-X1D08	1.42mm	4106-X1D42	11mm	4106-X11	40mm	4106-X40
1.09mm	4106-X1D09	1.43mm	4106-X1D43	11.5mm	4106-X11D5	41.3mm	4106-X41D3
1.1mm	4106-X1D1	1.44mm	4106-X1D44	12mm	4106-X12	50mm	4106-X50
1.11mm	4106-X1D11	1.45mm	4106-X1D45	12.5mm	4106-X12D5	60mm	4106-X60
1.12mm	4106-X1D12	1.46mm	4106-X1D46	12.9mm	4106-X12D9	70mm	4106-X70
1.13mm	4106-X1D13	1.47mm	4106-X1D47	13mm	4106-X13	75mm	4106-X75
1.14mm	4106-X1D14	1.48mm	4106-X1D48	13.5mm	4106-X13D5	80mm	4106-X80
1.15mm	4106-X1D15	1.49mm	4106-X1D49	14mm	4106-X14	90mm	4106-X90
1.16mm	4106-X1D16	1.5mm	4106-X1D5	14.5mm	4106-X14D5	100mm	4106-X100
1.17mm	4106-X1D17	1.6mm	4106-X1D6	15mm	4106-X15	125mm	4106-X125
1.18mm	4106-X1D18	1.7mm	4106-X1D7	15.5mm	4106-X15D5	131.4mm	4106-X131D4
1.19mm	4106-X1D19	1.8mm	4106-X1D8	16mm	4106-X16	150mm	4106-X150
1.2mm	4106-X1D2	1.9mm	4106-X1D9	16.5mm	4106-X16D5		
1.21mm	4106-X1D21	2mm	4106-X2	17mm	4106-X17		
1.22mm	4106-X1D22	2.5mm	4106-X2D5	17.5mm	4106-X17D5		

CERAMIC INDIVIDUAL GAUGE BLOCKS



CUSTOM-MADE: CAN SUPPLY ANY SIZES FROM 0.5 TO 1000MM, SUCH AS 70.672MM



- Grade K, 0 and 1 gauge blocks are available
- Made of ceramic, extremely wear resistance and corrosion resistance
- Meet ISO3650
- Supplied with manufacturer inspection certificate

Code explanation: 4103-X□□□□□

- K for grade K
- A for grade 0
- B for grade 1

Code examples:


Size (L)	Grade	Code
0.5mm	K	4103-KD5
10mm	0	4103-A10
10mm	1	4103-B10

Size	Code	Size	Code	Size	Code	Size	Code
0.5mm	4103-XD5	1.23mm	4103-X1D23	3mm	4103-X3	20mm	4103-X20
1mm	4103-X1	1.24mm	4103-X1D24	3.5mm	4103-X3D5	20.5mm	4103-X20D5
1.0005mm	4103-X1D0005	1.25mm	4103-X1D25	4mm	4103-X4	21mm	4103-X21
1.001mm	4103-X1D001	1.26mm	4103-X1D26	4.5mm	4103-X4D5	21.5mm	4103-X21D5
1.002mm	4103-X1D002	1.27mm	4103-X1D27	5mm	4103-X5	22mm	4103-X22
1.003mm	4103-X1D003	1.28mm	4103-X1D28	5.5mm	4103-X5D5	22.5mm	4103-X22D5
1.004mm	4103-X1D004	1.29mm	4103-X1D29	6mm	4103-X6	23mm	4103-X23
1.005mm	4103-X1D005	1.3mm	4103-X1D3	6.5mm	4103-X6D5	23.5mm	4103-X23D5
1.006mm	4103-X1D006	1.31mm	4103-X1D31	7mm	4103-X7	24mm	4103-X24
1.007mm	4103-X1D007	1.32mm	4103-X1D32	7.5mm	4103-X7D5	24.5mm	4103-X24D5
1.008mm	4103-X1D008	1.33mm	4103-X1D33	8mm	4103-X8	25mm	4103-X25
1.009mm	4103-X1D009	1.34mm	4103-X1D34	8.5mm	4103-X8D5	30mm	4103-X30
1.01mm	4103-X1D01	1.35mm	4103-X1D35	9mm	4103-X9	40mm	4103-X40
1.02mm	4103-X1D02	1.36mm	4103-X1D36	9.5mm	4103-X9D5	50mm	4103-X50
1.03mm	4103-X1D03	1.37mm	4103-X1D37	10mm	4103-X10	60mm	4103-X60
1.04mm	4103-X1D04	1.38mm	4103-X1D38	10.5mm	4103-X10D5	70mm	4103-X70
1.05mm	4103-X1D05	1.39mm	4103-X1D39	11mm	4103-X11	75mm	4103-X75
1.06mm	4103-X1D06	1.4mm	4103-X1D4	11.5mm	4103-X11D5	80mm	4103-X80
1.07mm	4103-X1D07	1.41mm	4103-X1D41	12mm	4103-X12	90mm	4103-X90
1.08mm	4103-X1D08	1.42mm	4103-X1D42	12.5mm	4103-X12D5	100mm	4103-X100
1.09mm	4103-X1D09	1.43mm	4103-X1D43	13mm	4103-X13		
1.1mm	4103-X1D1	1.44mm	4103-X1D44	13.5mm	4103-X13D5		
1.11mm	4103-X1D11	1.45mm	4103-X1D45	14mm	4103-X14		
1.12mm	4103-X1D12	1.46mm	4103-X1D46	14.5mm	4103-X14D5		
1.13mm	4103-X1D13	1.47mm	4103-X1D47	15mm	4103-X15		
1.14mm	4103-X1D14	1.48mm	4103-X1D48	15.5mm	4103-X15D5		
1.15mm	4103-X1D15	1.49mm	4103-X1D49	16mm	4103-X16		
1.16mm	4103-X1D16	1.5mm	4103-X1D5	16.5mm	4103-X16D5		
1.17mm	4103-X1D17	1.6mm	4103-X1D6	17mm	4103-X17		
1.18mm	4103-X1D18	1.7mm	4103-X1D7	17.5mm	4103-X17D5		
1.19mm	4103-X1D19	1.8mm	4103-X1D8	18mm	4103-X18		
1.2mm	4103-X1D2	1.9mm	4103-X1D9	18.5mm	4103-X18D5		
1.21mm	4103-X1D21	2mm	4103-X2	19mm	4103-X19		
1.22mm	4103-X1D22	2.5mm	4103-X2D5	19.5mm	4103-X19D5		

POPULAR MODEL




4100-87



with holes

Dimension:

Size (L)	W	H
0.5 ≤ L ≤ 10mm	9mm	30mm
L > 10mm	9mm	35mm



without hole

STEEL GAUGE BLOCK SETS



- Made of alloy steel
- Gauge blocks ≥125mm have clamping holes
- Meet ISO3650
- Supplied with manufacturer inspection certificate

Code example: "-122" stands for "4100-122"


Blocks per set	Gauge blocks included in set			Code (4100)			Blocks per set	Gauge blocks included in set			Code (4100)		
	Size (mm)	Step (mm)	Quantity	Grade 0	Grade 1	Grade 2		Size (mm)	Step (mm)	Quantity	Grade 0	Grade 1	Grade 2
122	1.0005 1.001-1.009 1.01-1.49 1.6-1.9 0.5-24.5 30-100 25-75	0.001 0.01 0.1 0.5 10 50	1 9 49 4 49 8 2	-122	-1122	-2122	56	0.5 1.001-1.009 1.01-1.09 1.1-1.9 1-24 25-100	0.001 0.01 0.1 1 25	1 9 9 9 24 4	-56	-156	-256
112	1.0005 1.001-1.009 1.01-1.49 0.5-24.5 25-100	0.001 0.01 0.5 25	1 9 49 49 4	-112	-1112	-2112	47	1.0005 1.01-1.49 1.1-1.9 1-24 25-100	0.01 0.1 1 25	1 9 9 24 4	-47A	-147A	-247A
103	1.0005 1.01-1.49 0.5-24.5 25-100	0.01 0.5 25	1 49 49 4	-103	-1103	-2103	47	1.0005 1.01-1.19 1.2-1.9 1-9 10-100	0.01 0.1 1 10	19 8 9 10	-47	-147	-247
88	1.0005 1.001-1.009 1.01-1.49 0.5-9.5 10-100	0.001 0.01 0.5 10	1 9 49 19 10	-88	-188	-288	46	1.001-1.009 1.01-1.09 1.1-1.9 1-9 10-100	0.001 0.01 0.1 1 10	9 9 9 9 10	-46	-146	-246
87	1.001-1.009 1.01-1.49 0.5-9.5 10-100	0.001 0.01 0.5 10	9 49 19 10	-87	-187	-287	34	1.0005 1.001-1.009 1.01-1.09 1.1-1.9 1-5 10	0.001 0.01 0.1 1	9 9 9 9 5 1	-34	-134	-234
83	0.5 1 1.005 1.01-1.49 1.5-1.9 2-9.5 10-100	0.01 0.1 0.5 10	1 1 49 5 16 10	-83	-183	-283	32	1.005 1.01-1.09 1.1-1.9 1-9 10-30 50	0.01 0.1 1 10	1 9 9 9 3 1	-32	-132	-232
76	1.0005 1.01-1.49 0.5-9.5 10-40 50-100	0.01 0.5 10 25	1 49 19 4 3	-76	-176	-276	9	1.001-1.009	0.001	9	-9	-19	-29
							9	0.991-0.999	0.001	9	-9A	-19A	-29A
							8	125-175 200-250 300-500	25 50 100	3 2 3	-8	-18	-28



4101-A70



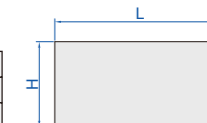
4101-A200



with holes

Dimension:

Size (L)	W	H
0.5 ≤ L ≤ 10mm	9mm	30mm
L > 10mm	9mm	35mm



without hole

STEEL INDIVIDUAL GAUGE BLOCKS

CUSTOM-MADE: CAN SUPPLY ANY SIZES FROM 0.5 TO 1000MM, SUCH AS 72.672MM



- Grade 0, 1 and 2 gauge blocks are available
- Made of alloy steel
- Meet ISO3650
- Gauge blocks with clamping holes: 125, 150, 175, 200, 250, 300, 400, 500, 600, 700, 800, 900, 1000mm
- Supplied with manufacturer inspection certificate

Code explanation: 4101-X□□□□□

- A for grade 0
- B for grade 1
- C for grade 2

Code examples:

Size (L)	Grade	Code
0.5mm	0	4101-AD5
1mm	1	4101-B1
10.5mm	2	4101-C10D5

Size	Code	Size	Code	Size	Code	Size	Code
0.5mm	4101-XD5	1.06mm	4101-X1D06	1.32mm	4101-X1D32	3.5mm	4101-X3D5
0.991mm	4101-XD991	1.07mm	4101-X1D07	1.33mm	4101-X1D33	4mm	4101-X4
0.992mm	4101-XD992	1.08mm	4101-X1D08	1.34mm	4101-X1D34	4.5mm	4101-X4D5
0.993mm	4101-XD993	1.09mm	4101-X1D09	1.35mm	4101-X1D35	5mm	4101-X5
0.994mm	4101-XD994	1.1mm	4101-X1D1	1.36mm	4101-X1D36	5.1mm	4101-X5D1
0.995mm	4101-XD995	1.11mm	4101-X1D11	1.37mm	4101-X1D37	5.5mm	4101-X5D5
0.996mm	4101-XD996	1.12mm	4101-X1D12	1.38mm	4101-X1D38	6mm	4101-X6
0.997mm	4101-XD997	1.13mm	4101-X1D13	1.39mm	4101-X1D39	6.5mm	4101-X6D5
0.998mm	4101-XD998	1.14mm	4101-X1D14	1.4mm	4101-X1D4	7mm	4101-X7
0.999mm	4101-XD999	1.15mm	4101-X1D15	1.41mm	4101-X1D41	7.5mm	4101-X7D5
1mm	4101-X1	1.16mm	4101-X1D16	1.42mm	4101-X1D42	7.7mm	4101-X7D7
1.0005mm	4101-X1D0005	1.17mm	4101-X1D17	1.43mm	4101-X1D43	8mm	4101-X8
1.001mm	4101-X1D001	1.18mm	4101-X1D18	1.44mm	4101-X1D44	8.5mm	4101-X8D5
1.002mm	4101-X1D002	1.19mm	4101-X1D19	1.45mm	4101-X1D45	9mm	4101-X9
1.003mm	4101-X1D003	1.2mm	4101-X1D2	1.46mm	4101-X1D46	9.5mm	4101-X9D5
1.004mm	4101-X1D004	1.21mm	4101-X1D21	1.47mm	4101-X1D47	10mm	4101-X10
1.005mm	4101-X1D005	1.22mm	4101-X1D22	1.48mm	4101-X1D48	10.3mm	4101-X10D3
1.006mm	4101-X1D006	1.23mm	4101-X1D23	1.49mm	4101-X1D49	10.5mm	4101-X10D5
1.007mm	4101-X1D007	1.24mm	4101-X1D24	1.5mm	4101-X1D5	11mm	4101-X11
1.008mm	4101-X1D008	1.25mm	4101-X1D25	1.6mm	4101-X1D6	11.5mm	4101-X11D5
1.009mm	4101-X1D009	1.26mm	4101-X1D26	1.7mm	4101-X1D7	12mm	4101-X12
1.01mm	4101-X1D01	1.27mm	4101-X1D27	1.8mm	4101-X1D8	12.5mm	4101-X12D5
1.02mm	4101-X1D02	1.28mm	4101-X1D28	1.9mm	4101-X1D9	12.9mm	4101-X12D9
1.03mm	4101-X1D03	1.29mm	4101-X1D29	2mm	4101-X2	13mm	4101-X13
1.04mm	4101-X1D04	1.3mm	4101-X1D3	2.5mm	4101-X2D5	13.5mm	4101-X13D5
1.05mm	4101-X1D05	1.31mm	4101-X1D31	3mm	4101-X3	14mm	4101-X14

Continued from previous page

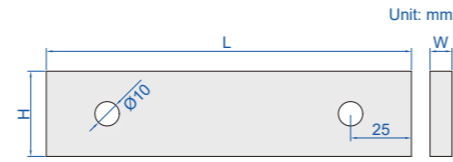
Size	Code	Size	Code	Size	Code	Size	Code
14.5mm	4101-X14D5	20.2mm	4101-X20D2	35mm	4101-X35	150mm	4101-X150
15mm	4101-X15	20.5mm	4101-X20D5	40mm	4101-X40	175mm	4101-X175
15.5mm	4101-X15D5	21mm	4101-X21	41.3mm	4101-X41D3	200mm	4101-X200
16mm	4101-X16	21.5mm	4101-X21D5	45mm	4101-X45	250mm	4101-X250
16.5mm	4101-X16D5	22mm	4101-X22	50mm	4101-X50	300mm	4101-X300
17mm	4101-X17	22.5mm	4101-X22D5	60mm	4101-X60	400mm	4101-X400
17.5mm	4101-X17D5	22.8mm	4101-X22D8	70mm	4101-X70	500mm	4101-X500
17.6mm	4101-X17D6	23mm	4101-X23	75mm	4101-X75	600mm	4101-X600
18mm	4101-X18	23.5mm	4101-X23D5	80mm	4101-X80	700mm	4101-X700
18.5mm	4101-X18D5	24mm	4101-X24	90mm	4101-X90	750mm	4101-X750
19mm	4101-X19	24.5mm	4101-X24D5	100mm	4101-X100	800mm	4101-X800
19.5mm	4101-X19D5	25mm	4101-X25	125mm	4101-X125	900mm	4101-X900
20mm	4101-X20	30mm	4101-X30	131.4mm	4101-X131D4	1000mm	4101-X1000



4104-A70



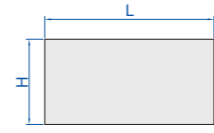
4104-A200



with holes

Dimension:

Size (L)	W	H
0.5 ≤ L ≤ 10mm	9mm	30mm
L > 10mm	9mm	35mm



without hole

Unit: mm

STEEL INDIVIDUAL GAUGE BLOCKS



CUSTOM-MADE: CAN SUPPLY ANY SIZES FROM 0.1 TO 1000MM, SUCH AS 72.672MM



- Grade K, 0 and 1 gauge blocks are available
- Made of alloy steel
- Meet ISO3650
- Gauge blocks with clamping holes: 125, 150, 175, 200, 250, 300, 400, 500, 600, 700, 800, 900, 1000mm
- Supplied with manufacturer inspection certificate

To be continued

Continued from previous page

Code explanation: 4104-X□□□□□

- K for grade K
- A for grade 0
- B for grade 1

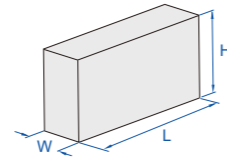
Code examples:

Size (L)	Grade	Code
0.5mm	K	4104-KD5
1mm	0	4104-A1
10.5mm	1	4104-B10D5

Size	Code	Size	Code	Size	Code	Size	Code
0.1mm	4104-XD1	1.21mm	4104-X1D21	3mm	4104-X3	21mm	4104-X21
0.2mm	4104-XD2	1.22mm	4104-X1D22	3.5mm	4104-X3D5	21.5mm	4104-X21D5
0.3mm	4104-XD3	1.23mm	4104-X1D23	4mm	4104-X4	22mm	4104-X22
0.4mm	4104-XD4	1.24mm	4104-X1D24	4.5mm	4104-X4D5	22.5mm	4104-X22D5
0.5mm	4104-XD5	1.25mm	4104-X1D25	5mm	4104-X5	23mm	4104-X23
1mm	4104-X1	1.26mm	4104-X1D26	5.5mm	4104-X5D5	23.5mm	4104-X23D5
1.0005mm	4104-X1D0005	1.27mm	4104-X1D27	6mm	4104-X6	24mm	4104-X24
1.001mm	4104-X1D001	1.28mm	4104-X1D28	6.5mm	4104-X6D5	24.5mm	4104-X24D5
1.002mm	4104-X1D002	1.29mm	4104-X1D29	7mm	4104-X7	25mm	4104-X25
1.003mm	4104-X1D003	1.3mm	4104-X1D3	7.5mm	4104-X7D5	30mm	4104-X30
1.004mm	4104-X1D004	1.31mm	4104-X1D31	8mm	4104-X8	40mm	4104-X40
1.005mm	4104-X1D005	1.32mm	4104-X1D32	8.5mm	4104-X8D5	50mm	4104-X50
1.006mm	4104-X1D006	1.33mm	4104-X1D33	9mm	4104-X9	60mm	4104-X60
1.007mm	4104-X1D007	1.34mm	4104-X1D34	9.5mm	4104-X9D5	70mm	4104-X70
1.008mm	4104-X1D008	1.35mm	4104-X1D35	10mm	4104-X10	75mm	4104-X75
1.009mm	4104-X1D009	1.36mm	4104-X1D36	10.5mm	4104-X10D5	80mm	4104-X80
1.01mm	4104-X1D01	1.37mm	4104-X1D37	11mm	4104-X11	90mm	4104-X90
1.02mm	4104-X1D02	1.38mm	4104-X1D38	11.5mm	4104-X11D5	100mm	4104-X100
1.03mm	4104-X1D03	1.39mm	4104-X1D39	12mm	4104-X12	125mm	4104-X125
1.04mm	4104-X1D04	1.4mm	4104-X1D4	12.5mm	4104-X12D5	131.4mm	4104-X131D4
1.05mm	4104-X1D05	1.41mm	4104-X1D41	13mm	4104-X13	150mm	4104-X150
1.06mm	4104-X1D06	1.42mm	4104-X1D42	13.5mm	4104-X13D5	175mm	4104-X175
1.07mm	4104-X1D07	1.43mm	4104-X1D43	14mm	4104-X14	200mm	4104-X200
1.08mm	4104-X1D08	1.44mm	4104-X1D44	14.5mm	4104-X14D5	243.5mm	4104-X243D5
1.09mm	4104-X1D09	1.45mm	4104-X1D45	15mm	4104-X15	250mm	4104-X250
1.1mm	4104-X1D1	1.46mm	4104-X1D46	15.5mm	4104-X15D5	281.2mm	4104-X281D2
1.11mm	4104-X1D11	1.47mm	4104-X1D47	16mm	4104-X16	300mm	4104-X300
1.12mm	4104-X1D12	1.48mm	4104-X1D48	16.5mm	4104-X16D5	400mm	4104-X400
1.13mm	4104-X1D13	1.49mm	4104-X1D49	17mm	4104-X17	481.1mm	4104-X481D1
1.14mm	4104-X1D14	1.5mm	4104-X1D5	17.5mm	4104-X17D5	500mm	4104-X500
1.15mm	4104-X1D15	1.6mm	4104-X1D6	18mm	4104-X18	550mm	4104-X550
1.16mm	4104-X1D16	1.7mm	4104-X1D7	18.5mm	4104-X18D5	600mm	4104-X600
1.17mm	4104-X1D17	1.8mm	4104-X1D8	19mm	4104-X19	700mm	4104-X700
1.18mm	4104-X1D18	1.9mm	4104-X1D9	19.5mm	4104-X19D5	800mm	4104-X800
1.19mm	4104-X1D19	2mm	4104-X2	20mm	4104-X20	900mm	4104-X900
1.2mm	4104-X1D2	2.5mm	4104-X2D5	20.5mm	4104-X20D5	1000mm	4104-X1000



4164-32



Dimension:

Size (L)	W	H
0.5 ≤ L ≤ 10mm	9mm	30mm
L > 10mm	9mm	35mm

CARBIDE GAUGE BLOCK SETS

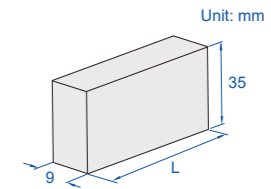


- Made of carbide, extremely wear resistance and corrosion resistance, excellent dimension stability
- Meet ISO3650
- Supplied with manufacturer inspection certificate

Blocks per set	Gauge blocks included in set			Code		Blocks per set	Gauge blocks included in set			Code	
	Size (mm)	Step (mm)	Quantity	Grade 0	Grade 1		Size (mm)	Step (mm)	Quantity	Grade 0	Grade 1
122	1.0005		1	4164-122	4164-1122	76	1.005		1	4164-76	4164-176
	1.001-1.009	0.001	9				1.01-1.49	0.01	49		
	1.01-1.49	0.01	49				10-40	10	4		
	1.6-1.9	0.1	4				50-100	25	3		
	0.5-24.5	0.5	49				1.005		1		
	30-100	10	8				1.01-1.09	0.01	9		
25-75	50	2	1.1-1.9	0.1	9	4164-47A	4164-147A				
112	1.0005		1	1-24	1			24			
	1.001-1.009	0.001	9	25-100	25			4			
	1.01-1.49	0.01	49	1.005		1	4164-47	4164-147			
	0.5-24.5	0.5	49	1.01-1.19	0.01	19					
25-100	25	4	1.2-1.9	0.1	8						
103	1.005		1	1-9	1	9	4164-103	4164-1103			
	1.01-1.49	0.01	49	10-100	10	10					
	0.5-24.5	0.5	49	1.001-1.009	0.001	9					
	25-100	25	4	1.01-1.09	0.01	9					
87	1.001-1.009	0.001	9	4164-87	4164-187	46	1.1-1.9	0.1	9	4164-46	4164-146
	1.01-1.49	0.01	49				1-9	1	9		
	0.5-9.5	0.5	19				10-100	10	10		
	10-100	10	10				1.005		1		
	0.5		1				1.01-1.09	0.01	9		
83	1		1	4164-83	4164-183	32	1.1-1.9	0.1	9	4164-32	4164-132
	1.005		1				1-9	1	9		
	1.01-1.49	0.01	49				10-30	10	3		
	1.5-1.9	0.1	5				50	1	1		
	2-9.5	0.5	16								
	10-100	10	10								



4108-3005



CALIPER INSPECTION GAUGE BLOCK SET

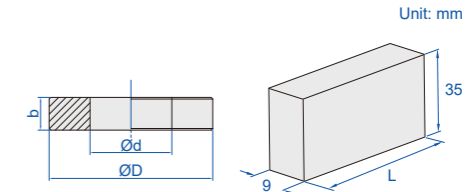


- Meet ISO3650/grade 2
- Supplied with manufacturer inspection certificate

Code	Material	Gauge blocks included in set (L)	Applicable calipers (mm)
4108-3005	alloy steel	30, 41.3, 131.4, 243.5, 281.2	0-150, 0-200, 0-300



4176-30



Ring gauge sizes:

diameter (Ød) *	b	ØD
Ø10mm	8mm	32mm
Ø25mm	14mm	53mm

* The size of the ring gauge actually supplied may have deviation. For example, the size Ø25mm may be 24.996mm

CALIPER INSPECTION GAUGE BLOCK AND RING GAUGE SETS



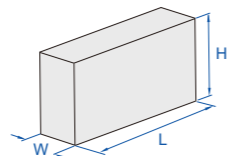
- Gauge blocks meet ISO3650, ring gauges meet DIN2250-1:2008
- Supplied with manufacturer inspection certificate

Grade of gauge blocks: 2 (mm)				
Code	Material	Gauge blocks included in set (L)	Ring gauges included in set (Ød)	Applicable calipers
4176-30	alloy steel	30, 41.3, 131.4	10, 25	0-150

Grade of gauge blocks: 1 (mm)				
Code	Material	Gauge blocks included in set (L)	Ring gauges included in set (Ød)	Applicable calipers
4176-301	alloy steel	30, 41.3, 131.4	10, 25	0-150



4107-10



Dimension:

Size (L)	W	H
0.5 ≤ L ≤ 10mm	9mm	30mm
L > 10mm	9mm	35mm

MICROMETER INSPECTION GAUGE BLOCK SETS



- One piece of optical flat is included in 4107-10 and 4107-101
- Meet ISO3650/grade 0
- Supplied with manufacturer inspection certificate

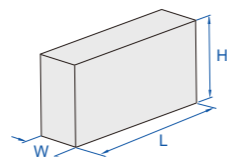
Code	Material	Gauge blocks included in set (mm)	Applicable micrometer	Optical flat
4107-10	ceramic	2.5, 5.1, 7.7, 10.3, 12.9, 15, 17.6, 20.2, 22.8, 25, optical flat	0-25mm	included
4107-101	alloy steel	2.5, 5.1, 7.7, 10.3, 12.9, 15, 17.6, 20.2, 22.8, 25, optical flat	0-25mm	included
4107-112	alloy steel	25, 27.5, 30.1, 32.7, 35.3, 37.9, 40, 42.6, 45.2, 47.8, 50	25-50mm	not included
4107-113	alloy steel	50, 52.5, 55.1, 57.7, 60.3, 62.9, 65, 67.6, 70.2, 72.8, 75	50-75mm	not included
4107-114	alloy steel	75, 77.5, 80.1, 82.7, 85.3, 87.9, 90, 92.6, 95.2, 97.8, 100	75-100mm	not included
4107-115	alloy steel	5.12, 10.24, 15.36, 21.5, 25, 30.12, 35.24, 40.36, 46.5, 50, 55.12, 60.24, 65.36, 71.5, 75, 80.12, 85.24, 90.36, 96.5, 100	0-100mm	not included



4160-10



application



Dimension:

Size (L)	W	H
0.5 ≤ L ≤ 10mm	9mm	30mm
L > 10mm	9mm	35mm

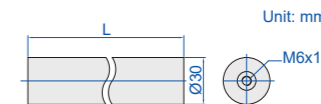
MICROMETER INSPECTION GAUGE BLOCK SET



- Meet ISO3650/grade 0
- One piece of optical flat is included (size Ø30x12mm)
- Supplied with manufacturer inspection certificate

Code	Material	Gauge blocks included in set	Applicable micrometer
4160-10	alloy steel	2.5mm, 5.1mm, 7.7mm, 10.3mm, 12.9mm, 15mm, 17.6mm, 20.2mm, 22.8mm, 25mm	0-25mm

optical flat (included)



Unit: mm

CYLINDER GAUGE BLOCKS

CUSTOM-MADE: CAN SUPPLY ANY LENGTH, SUCH AS 80.672MM



- Made of special alloy steel, hardness HRC64, high stability, wear resistance and easy combination
- Meet ISO3650 grade 1
- Can be connected with M6x1 screw and combined to any sizes up to 4m




Code	Length (L)
4001-25*	25mm
4001-50*	50mm
4001-75*	75mm
4001-100*	100mm
4001-200*	200mm
4001-300*	300mm
4001-400*	400mm
4001-500*	500mm

*Supplied with manufacturer inspection certificate


high stability in vertical position, suitable for checking height gauges



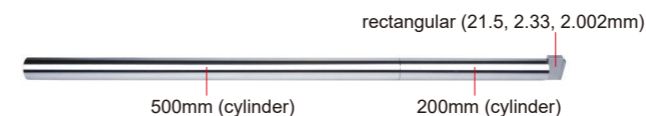
connected with M6x1mm screw



Combination 1: combined by several standard size cylinder gauge blocks and one custom size cylinder gauge block
 For example: 500 (standard) + 200 (standard) + 25.832 (custom)=725.832mm
 Note: in order to reduce cost, custom size should be within 100mm



Combination 2: combined by standard size cylinder gauge blocks and rectangular gauge blocks
 For example: 500 (cylinder) + 200 (cylinder) + 21.5 (rectangular) + 2.33 (rectangular) + 2.002 (rectangular)=725.832mm



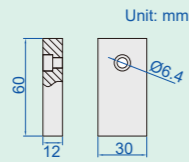
can be combined to any sizes up to 4m

Continued from previous page

INTERNAL BLOCKS




4001-A




Code	Size	Flatness
4001-A	12mm	0.2µm

- Can be attached to cylinder and rectangular gauge blocks
- Made of special alloy steel, hardness HRC64, high stability, wear resistance and easy combination
- Supplied in a matched pair

Combination 1: combined by several standard size cylinder gauge blocks and one custom size cylinder gauge block
 For example: 500 (standard) + 200 (standard) + 25.832 (custom)=725.832mm
 Note: in order to reduce cost, custom size should be within 100mm



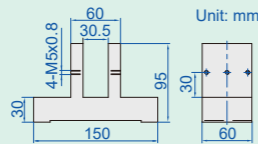
Combination 2: combined by standard size cylinder gauge blocks and rectangular gauge blocks
 For example: 500 (cylinder) + 200 (cylinder) + 50 (rectangular) - 20 (rectangular) - 2.16 (rectangular) - 2.008 (rectangular)=725.832mm



BASE

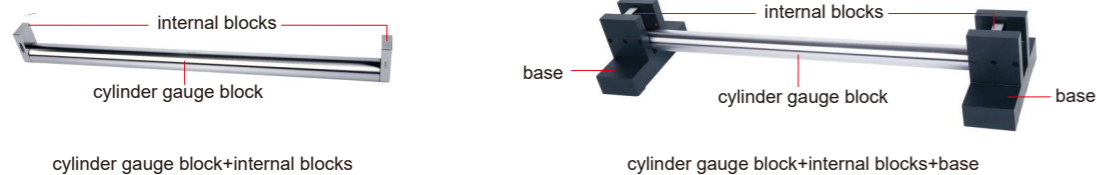


4001-B



Code	Remark
4001-B	supplied in pair

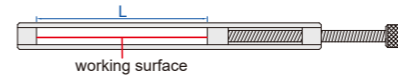
working with base



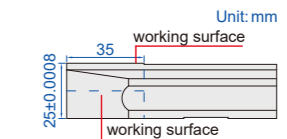
GAUGE BLOCK ACCESSORIES



6881-A3



6881-B



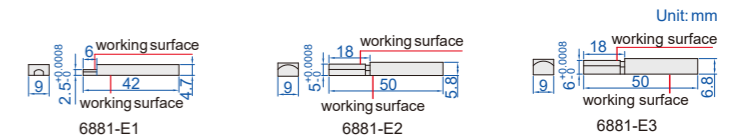
Code	Name	Clamping range* (L)
6881-A1	holder	3.5-29mm
6881-A2	holder	29-50mm
6881-A3	holder	50-100mm
6881-A4	holder	100-200mm
6881-A5	holder	200-300mm
6881-A6**	holder	300-500mm
6881-A7**	holder	500-750mm
6881-A8**	holder	750-1000mm

*The actual clamping range should deduct the width of jaws
 **Not suitable for base

Code	Name
6881-B	base



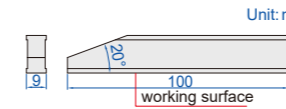
6881-E2



Code	Name	Size	Remark
6881-E1	half round jaw	2.5mm	made of carbide, supplied in pair
6881-E2	half round jaw	5.0mm	made of carbide, supplied in pair
6881-E3	half round jaw	6.0mm	made of carbide, supplied in pair



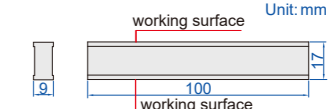
6881-C



Code	Name	Remark
6881-C	plain jaw	made of carbide, supplied in pair



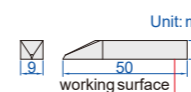
6881-D



Code	Name	Remark
6881-D	parallel jaw	made of carbide



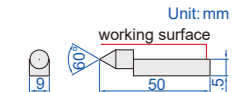
6881-F



Code	Name	Remark
6881-F	scriber	made of carbide



6881-G



Code	Name	Remark
6881-G	center point	the tip is made of carbide

Continued from previous page



6881-S17

GAUGE BLOCK ACCESSORY SET

Code	Remark
6881-S17	17 pcs (including below items)

holder, 0-25mm (code 6881-A1)	1 pc	parallel jaw (code 6881-D)	1 pc
holder, 25-50mm (code 6881-A2)	1 pc	half round jaw, 2.5mm (code 6881-E1)	1 pair
holder, 50-100mm (code 6881-A3)	1 pc	half round jaw, 5.0mm (code 6881-E2)	1 pair
holder, 100-200mm (code 6881-A4)	1 pc	half round jaw, 6.0mm (code 6881-E3)	1 pair
holder, 200-300mm (code 6881-A5)	1 pc	scraper (code 6881-F)	1 pc
base (code 6881-B)	1 pc	center point (code 6881-G)	1 pc
plain jaw (code 6881-C)	1 pair		


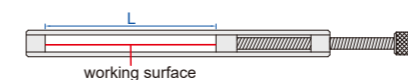
application

<p>(plain jaw+holder) set zero for bore gauge and inside micrometers</p>	<p>(base+holder+scraper) measure height or scribe</p>	<p>(half round jaw+holder) measure inside diameter</p>
<p>(scraper+center point+holder) scribe circle</p>	<p>(plain jaw+parallel jaw+holder) Go and No Go inspection</p>	

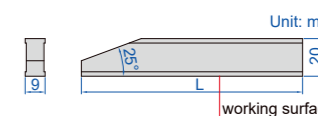
GAUGE BLOCK ACCESSORIES (BASIC TYPE)



6981-A3



6981-C1



Code	Name	Clamping range* (L)
6981-A1	holder	0-25mm
6981-A2	holder	25-50mm
6981-A3	holder	50-100mm
6981-A4	holder	100-200mm
6981-A5	holder	200-300mm

*The actual clamping range should deduct the width of jaws

Code	Name	Size	Remark
6981-C1	plain jaw	100mm	made of steel, supplied in pair
6981-C2	plain jaw	150mm	made of steel, supplied in pair

application

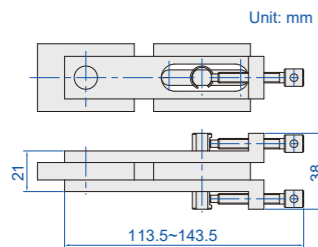




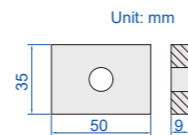
6886-1



6886-A



Unit: mm



Unit: mm

GAUGE BLOCK HOLDER

- For gauge blocks over 125mm with clamping holes
- Optional accessory: gauge block holder accessory, gauge block accessory (code 6881)

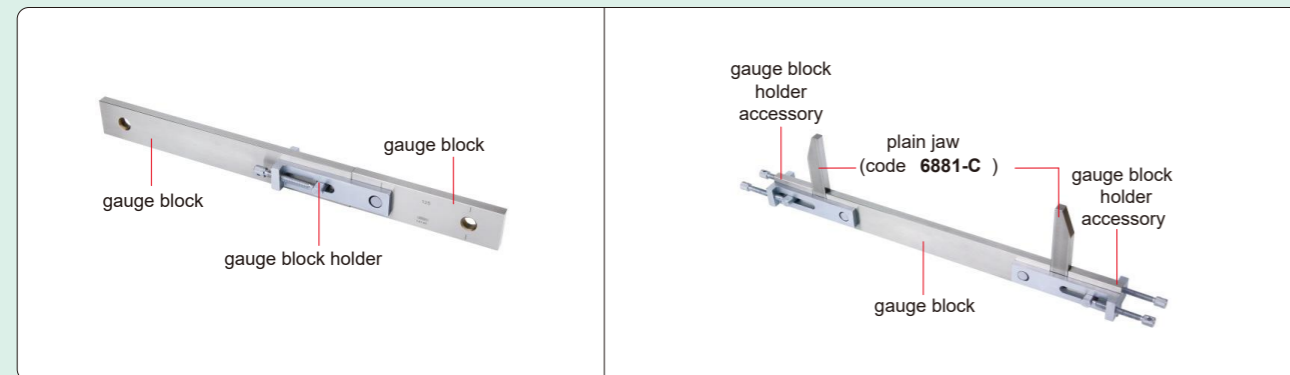


Code
6886-1

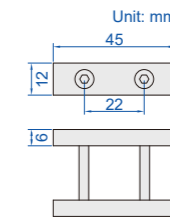
GAUGE BLOCK HOLDER ACCESSORY

Code
6886-A

application



6883-4




Unit: mm

GAUGE BLOCK HOLDERS

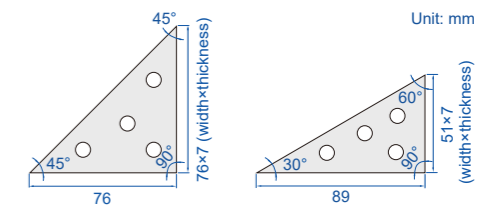
- Made of aluminum
- To be used with individual steel gauge blocks (code 4101) as Go and No-Go gauge

Code	Applicable gauge block size
6883-1	1.5-5mm
6883-2	5-10mm
6883-3	10-15mm
6883-4	15-20mm
6883-5	20-25mm

to be used as Go and No-Go gauge



6540-1



Unit: mm

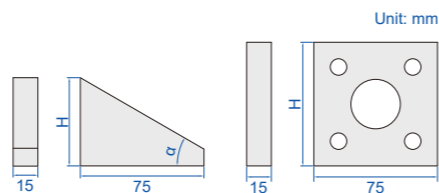
ANGLE BLOCK SET

- For angle set-up in tooling, production and inspection
- Accuracy of angle: ±9 seconds
- Made of alloy steel
- Hardness HRC60±2

Code	Angle plates included	Angle
6540-1	2	45°, 45°, 90° 30°, 60°, 90°



4002-15



ANGLE GAUGE BLOCKS



- Accuracy: $\pm 2''$
- To inspect protractor, taper gauge, index plate, index head and goniometer, can also be used to set angle
- Made of special alloy steel, hardness HRC64, high stability, wear resistance and easy combination
- Can be combined to any angle with interval 6 seconds after combination (6", 12", 18", ... , 360°)

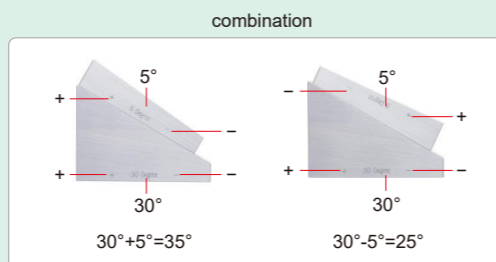
Individual

Code	Angle (α)	H (mm)
4002-A1*	1°	11.5
4002-A3*	3°	14.0
4002-A5*	5°	16.5
4002-A9*	9°	22.0
4002-A15*	15°	30.5
4002-A27*	27°	48.0
4002-A30*	30°	53.5
4002-A41*	41°	75.0
4002-A45*	45°	84.0
4002-B1*	1'	10.0
4002-B3*	3'	10.0
4002-B5*	5'	10.0
4002-B9*	9'	10.0
4002-B20*	20'	10.0
4002-B27*	27'	10.0
4002-B30*	30'	10.0
4002-C6*	6"	10.0
4002-C12*	12"	10.0
4002-C18*	18"	10.0
4002-C30*	30"	10.0
4002-D*	90°/90°/90°/90°	75.0

Set

Code	Angle (α)	Total quantity
4002-13*	1°, 3°, 9°, 27°, 41°, 1', 3', 9', 27', 6", 18", 30", 90°/90°/90°/90°	13
4002-15*	1°, 3°, 5°, 15°, 30°, 45°, 1', 3', 5', 20', 30', 6", 12", 30", 90°/90°/90°/90°	15

*Supplied with manufacturer inspection certificate



set angle of plate



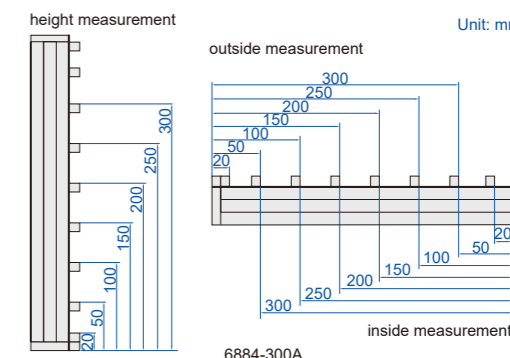
inspect angle



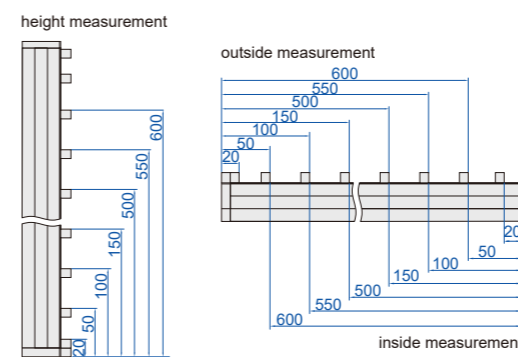
horizontal use

vertical use

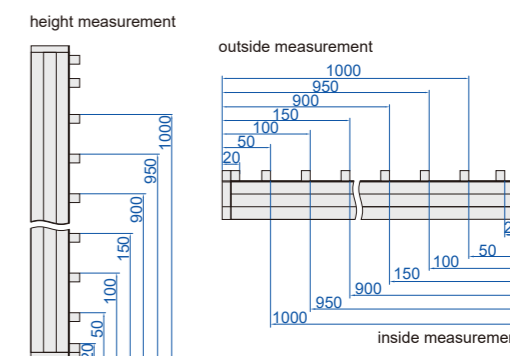
6884-300A



6884-300A



6884-600A



6884-1000A

CALIPER/HEIGHT GAUGE CHECKERS



- To check calipers and height gauges
- Constructed with ceramic gauge blocks


Code	Size	Range of inside measurement	Range of outside measurement	Range of height measurement	Accuracy (mm)
6884-300A*	0-300mm	20, 50, 100, 150, 200, 250, 300	20, 50, 100, 150, 200, 250, 300	20, 50, 100, 150, 200, 250, 300	$\pm 2\mu\text{m}$
6884-600A*	0-600mm	20, 50, 100, 150, 200, 250, 300, 350, 400, 450, 500, 550, 600	20, 50, 100, 150, 200, 250, 300, 350, 400, 450, 500, 550, 600	20, 50, 100, 150, 200, 250, 300, 350, 400, 450, 500, 550, 600	$\pm 3.5\mu\text{m}$
6884-1000A*	0-1000mm	20, 50, 100, 150, 200, 250, 300, 350, 400, 450, 500, 550, 600, 650, 700, 750, 800, 850, 900, 950, 1000	20, 50, 100, 150, 200, 250, 300, 350, 400, 450, 500, 550, 600, 650, 700, 750, 800, 850, 900, 950, 1000	20, 50, 100, 150, 200, 250, 300, 350, 400, 450, 500, 550, 600, 650, 700, 750, 800, 850, 900, 950, 1000	$\pm 5\mu\text{m}$

*Supplied with manufacturer inspection certificate


check height gauges



check upper jaws of calipers



check lower jaws of calipers



PIN GAUGES

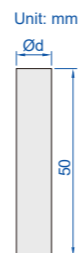
PIN gauges are made of high-hardness and wear-resistant materials, with precise dimensions and smooth surfaces, as well as excellent deformation resistance and durability. They are widely applied in scenarios like hole diameter inspection, slot width measurement, and mold gap calibration, allowing for easy judgment on whether dimensions meet standards. They are efficient measuring tools in the fields of mechanical processing, electronic manufacturing, and quality inspection.



	<i>page</i>
• CARBIDE PIN GAUGE SETS	69
• CERAMIC PIN GAUGE SETS	70
• STEEL PIN GAUGE SETS	71
• PIN GAUGE SETS WITH HANDLE	72
• CARBIDE INDIVIDUAL PIN GAUGES	73
• CERAMIC INDIVIDUAL PIN GAUGES WITH TWO DECIMAL PLACES (0.01MM STEP)	73
• CERAMIC INDIVIDUAL PIN GAUGES WITH THREE DECIMAL PLACES (0.001MM STEP)	74
• STEEL INDIVIDUAL PIN GAUGES WITH TWO DECIMAL PLACES (0.01MM STEP)	34
• STEEL INDIVIDUAL PIN GAUGES WITH THREE DECIMAL PLACES (0.001MM STEP)	74
• INDIVIDUAL PIN GAUGES WITH HANDLE (0.01MM STEP)	75
• INDIVIDUAL PIN GAUGES WITH HANDLE (0.001MM STEP)	76
• BOXES FOR PIN GAUGES	76
• PIN GAUGE HANDLES	77



4194-10D



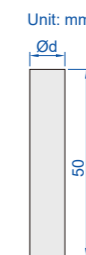
CARBIDE PIN GAUGE SETS

- Meet DIN2269, grade 1
- Made of carbide
- Hardness HRA90-90.5
- Diameter accuracy: ±1µm

Code	Diameter Ød (mm)	Step	Pin gauges per set
4194-1S	0.30, 0.31, 0.32, … 1.00	0.01mm	71
4194-2S	1.00, 1.01, 1.02, … 2.00	0.01mm	101
4194-3S	2.00, 2.01, 2.02, … 3.00	0.01mm	101
4194-4S	3.00, 3.01, 3.02, … 4.00	0.01mm	101
4194-5S	4.00, 4.01, 4.02, … 5.00	0.01mm	101
4194-6S	5.00, 5.01, 5.02, … 6.00	0.01mm	101
4194-7S	6.00, 6.01, 6.02, … 7.00	0.01mm	101
4194-8S	7.00, 7.01, 7.02, … 8.00	0.01mm	101
4194-9S	8.00, 8.01, 8.02, … 9.00	0.01mm	101
4194-10S	9.00, 9.01, 9.02, … 10.00	0.01mm	101
4194-10D	10.00, 10.01, 10.02, … 10.50	0.01mm	51
4194-11	10.50, 10.51, 10.52, … 11.00	0.01mm	51
4194-11D	11.00, 11.01, 11.02, … 11.50	0.01mm	51
4194-12	11.50, 11.51, 11.52, … 12.00	0.01mm	51
4194-12D	12.00, 12.01, 12.02, … 12.50	0.01mm	51
4194-13	12.50, 12.51, 12.52, … 13.00	0.01mm	51
4194-13D	13.00, 13.01, 13.02, … 13.50	0.01mm	51
4194-14	13.50, 13.51, 13.52, … 14.00	0.01mm	51
4194-14D	14.00, 14.01, 14.02, … 14.50	0.01mm	51
4194-15	14.50, 14.51, 14.52, … 15.00	0.01mm	51



4169-3



CERAMIC PIN GAUGE SETS

- Meet DIN2269, grade 1
- Made of ceramic, extremely wear resistance, corrosion resistance and dimensional stability
- Diameter accuracy: ±1µm

Code	Diameter Ød (mm)	Step	Pin gauges per set
4169-2S	1.00, 1.01, 1.02, … 2.00	0.01mm	101
4169-3S	2.00, 2.01, 2.02, … 3.00	0.01mm	101
4169-4S	3.00, 3.01, 3.02, … 4.00	0.01mm	101
4169-5S	4.00, 4.01, 4.02, … 5.00	0.01mm	101
4169-6S	5.00, 5.01, 5.02, … 6.00	0.01mm	101
4169-7S	6.00, 6.01, 6.02, … 7.00	0.01mm	101
4169-8S	7.00, 7.01, 7.02, … 8.00	0.01mm	101
4169-9S	8.00, 8.01, 8.02, … 9.00	0.01mm	101
4169-10S	9.00, 9.01, 9.02, … 10.00	0.01mm	101

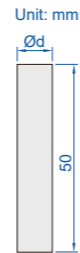
Code	Diameter Ød (mm)	Step	Pin gauges per set
4169-411	1.0, 1.1, 1.2, … 5.0	0.1mm	41
4169-511	5.0, 5.1, 5.2, … 10.0	0.1mm	51
4169-512	10.0, 10.1, 10.2, … 15.0	0.1mm	51
4169-513	15.0, 15.1, 15.2, … 20.0	0.1mm	51

Code	Diameter Ød (mm)	Step	Pin gauges per set
4169-0D	0.30, 0.31, 0.32, … 0.50	0.01mm	21
4169-1	0.50, 0.51, 0.52, … 1.00	0.01mm	51
4169-1D	1.00, 1.01, 1.02, … 1.50	0.01mm	51
4169-2	1.50, 1.51, 1.52, … 2.00	0.01mm	51
4169-2D	2.00, 2.01, 2.02, … 2.50	0.01mm	51
4169-3	2.50, 2.51, 2.52, … 3.00	0.01mm	51
4169-3D	3.00, 3.01, 3.02, … 3.50	0.01mm	51
4169-4	3.50, 3.51, 3.52, … 4.00	0.01mm	51
4169-4D	4.00, 4.01, 4.02, … 4.50	0.01mm	51
4169-5	4.50, 4.51, 4.52, … 5.00	0.01mm	51
4169-5D	5.00, 5.01, 5.02, … 5.50	0.01mm	51
4169-6	5.50, 5.51, 5.52, … 6.00	0.01mm	51
4169-6D	6.00, 6.01, 6.02, … 6.50	0.01mm	51
4169-7	6.50, 6.51, 6.52, … 7.00	0.01mm	51
4169-7D	7.00, 7.01, 7.02, … 7.50	0.01mm	51
4169-8	7.50, 7.51, 7.52, … 8.00	0.01mm	51
4169-8D	8.00, 8.01, 8.02, … 8.50	0.01mm	51
4169-9	8.50, 8.51, 8.52, … 9.00	0.01mm	51
4169-9D	9.00, 9.01, 9.02, … 9.50	0.01mm	51
4169-10	9.50, 9.51, 9.52, … 10.00	0.01mm	51

Code	Diameter Ød (mm)	Step	Pin gauges per set
4169-10D	10.00, 10.01, 10.02, … 10.50	0.01mm	51
4169-11	10.50, 10.51, 10.52, … 11.00	0.01mm	51
4169-11D	11.00, 11.01, 11.02, … 11.50	0.01mm	51
4169-12	11.50, 11.51, 11.52, … 12.00	0.01mm	51
4169-12D	12.00, 12.01, 12.02, … 12.50	0.01mm	51
4169-13	12.50, 12.51, 12.52, … 13.00	0.01mm	51
4169-13D	13.00, 13.01, 13.02, … 13.50	0.01mm	51
4169-14	13.50, 13.51, 13.52, … 14.00	0.01mm	51
4169-14D	14.00, 14.01, 14.02, … 14.50	0.01mm	51
4169-15	14.50, 14.51, 14.52, … 15.00	0.01mm	51
4169-15D	15.00, 15.01, 15.02, … 15.50	0.01mm	51
4169-16	15.50, 15.51, 15.52, … 16.00	0.01mm	51
4169-16D	16.00, 16.01, 16.02, … 16.50	0.01mm	51
4169-17	16.50, 16.51, 16.52, … 17.00	0.01mm	51
4169-17D	17.00, 17.01, 17.02, … 17.50	0.01mm	51
4169-18	17.50, 17.51, 17.52, … 18.00	0.01mm	51
4169-18D	18.00, 18.01, 18.02, … 18.50	0.01mm	51
4169-19	18.50, 18.51, 18.52, … 19.00	0.01mm	51
4169-19D	19.00, 19.01, 19.02, … 19.50	0.01mm	51
4169-20	19.50, 19.51, 19.52, … 20.00	0.01mm	51

POPULAR
MODEL

4166-10



STEEL PIN GAUGE SETS

- Meet DIN2269, grade 1
- Made of alloy steel

- Hardness HRC62-65
- Diameter accuracy: $\pm 1\mu\text{m}$

Code	Diameter Ød (mm)	Step	Pin gauges per set
4166-2S	1.00, 1.01, 1.02, ... 2.00	0.01mm	101
4166-3S	2.00, 2.01, 2.02, ... 3.00	0.01mm	101
4166-4S	3.00, 3.01, 3.02, ... 4.00	0.01mm	101
4166-5S	4.00, 4.01, 4.02, ... 5.00	0.01mm	101
4166-6S	5.00, 5.01, 5.02, ... 6.00	0.01mm	101
4166-7S	6.00, 6.01, 6.02, ... 7.00	0.01mm	101
4166-8S	7.00, 7.01, 7.02, ... 8.00	0.01mm	101
4166-9S	8.00, 8.01, 8.02, ... 9.00	0.01mm	101
4166-10S	9.00, 9.01, 9.02, ... 10.00	0.01mm	101

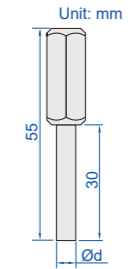
Code	Diameter Ød (mm)	Step	Pin gauges per set
4166-411	1.0, 1.1, 1.2, ... 5.0	0.1mm	41
4166-511	5.0, 5.1, 5.2, ... 10.0	0.1mm	51
4166-512	10.0, 10.1, 10.2, ... 15.0	0.1mm	51
4166-513	15.0, 15.1, 15.2, ... 20.0	0.1mm	51

Code	Diameter Ød (mm)	Step	Pin gauges per set
4166-0D	0.20, 0.21, 0.22, ... 0.50	0.01mm	31
4166-1	0.50, 0.51, 0.52, ... 1.00	0.01mm	51
4166-1D	1.00, 1.01, 1.02, ... 1.50	0.01mm	51
4166-2	1.50, 1.51, 1.52, ... 2.00	0.01mm	51
4166-2D	2.00, 2.01, 2.02, ... 2.50	0.01mm	51
4166-3	2.50, 2.51, 2.52, ... 3.00	0.01mm	51
4166-3D	3.00, 3.01, 3.02, ... 3.50	0.01mm	51
4166-4	3.50, 3.51, 3.52, ... 4.00	0.01mm	51
4166-4D	4.00, 4.01, 4.02, ... 4.50	0.01mm	51
4166-5	4.50, 4.51, 4.52, ... 5.00	0.01mm	51
4166-5D	5.00, 5.01, 5.02, ... 5.50	0.01mm	51
4166-6	5.50, 5.51, 5.52, ... 6.00	0.01mm	51
4166-6D	6.00, 6.01, 6.02, ... 6.50	0.01mm	51
4166-7	6.50, 6.51, 6.52, ... 7.00	0.01mm	51
4166-7D	7.00, 7.01, 7.02, ... 7.50	0.01mm	51
4166-8	7.50, 7.51, 7.52, ... 8.00	0.01mm	51
4166-8D	8.00, 8.01, 8.02, ... 8.50	0.01mm	51
4166-9	8.50, 8.51, 8.52, ... 9.00	0.01mm	51
4166-9D	9.00, 9.01, 9.02, ... 9.50	0.01mm	51
4166-10	9.50, 9.51, 9.52, ... 10.00	0.01mm	51

Code	Diameter Ød (mm)	Step	Pin gauges per set
4166-10D	10.00, 10.01, 10.02, ... 10.50	0.01mm	51
4166-11	10.50, 10.51, 10.52, ... 11.00	0.01mm	51
4166-11D	11.00, 11.01, 11.02, ... 11.50	0.01mm	51
4166-12	11.50, 11.51, 11.52, ... 12.00	0.01mm	51
4166-12D	12.00, 12.01, 12.02, ... 12.50	0.01mm	51
4166-13	12.50, 12.51, 12.52, ... 13.00	0.01mm	51
4166-13D	13.00, 13.01, 13.02, ... 13.50	0.01mm	51
4166-14	13.50, 13.51, 13.52, ... 14.00	0.01mm	51
4166-14D	14.00, 14.01, 14.02, ... 14.50	0.01mm	51
4166-15	14.50, 14.51, 14.52, ... 15.00	0.01mm	51
4166-15D	15.00, 15.01, 15.02, ... 15.50	0.01mm	51
4166-16	15.50, 15.51, 15.52, ... 16.00	0.01mm	51
4166-16D	16.00, 16.01, 16.02, ... 16.50	0.01mm	51
4166-17	16.50, 16.51, 16.52, ... 17.00	0.01mm	51
4166-17D	17.00, 17.01, 17.02, ... 17.50	0.01mm	51
4166-18	17.50, 17.51, 17.52, ... 18.00	0.01mm	51
4166-18D	18.00, 18.01, 18.02, ... 18.50	0.01mm	51
4166-19	18.50, 18.51, 18.52, ... 19.00	0.01mm	51
4166-19D	19.00, 19.01, 19.02, ... 19.50	0.01mm	51
4166-20	19.50, 19.51, 19.52, ... 20.00	0.01mm	51



4266-5



PIN GAUGE SETS WITH HANDLE

- Meet DIN2269, grade 1
- Made of alloy steel


- Hardness HRC62-65
- Diameter accuracy: $\pm 1\mu\text{m}$

Code	Diameter Ød (mm)	Step	Pin gauges per set
4266-411	1.0, 1.1, 1.2, ... 5.0	0.1mm	41
4266-511	5.0, 5.1, 5.2, ... 10.0	0.1mm	51
4266-512	10.0, 10.1, 10.2, ... 15.0	0.1mm	51
4266-513	15.0, 15.1, 15.2, ... 20.0	0.1mm	51

Code	Diameter Ød (mm)	Step	Pin gauges per set
4266-2S	1.00, 1.01, 1.02, ... 2.00	0.01mm	101
4266-3S	2.00, 2.01, 2.02, ... 3.00	0.01mm	101
4266-4S	3.00, 3.01, 3.02, ... 4.00	0.01mm	101
4266-5S	4.00, 4.01, 4.02, ... 5.00	0.01mm	101
4266-6S	5.00, 5.01, 5.02, ... 6.00	0.01mm	101
4266-7S	6.00, 6.01, 6.02, ... 7.00	0.01mm	101
4266-8S	7.00, 7.01, 7.02, ... 8.00	0.01mm	101
4266-9S	8.00, 8.01, 8.02, ... 9.00	0.01mm	101
4266-10S	9.00, 9.01, 9.02, ... 10.00	0.01mm	101

Code	Diameter Ød (mm)	Step	Pin gauges per set
4266-1D	1.00, 1.01, 1.02, ... 1.50	0.01mm	51
4266-2	1.50, 1.51, 1.52, ... 2.00	0.01mm	51
4266-2D	2.00, 2.01, 2.02, ... 2.50	0.01mm	51
4266-3	2.50, 2.51, 2.52, ... 3.00	0.01mm	51
4266-3D	3.00, 3.01, 3.02, ... 3.50	0.01mm	51
4266-4	3.50, 3.51, 3.52, ... 4.00	0.01mm	51
4266-4D	4.00, 4.01, 4.02, ... 4.50	0.01mm	51
4266-5	4.50, 4.51, 4.52, ... 5.00	0.01mm	51
4266-5D	5.00, 5.01, 5.02, ... 5.50	0.01mm	51
4266-6	5.50, 5.51, 5.52, ... 6.00	0.01mm	51
4266-6D	6.00, 6.01, 6.02, ... 6.50	0.01mm	51
4266-7	6.50, 6.51, 6.52, ... 7.00	0.01mm	51
4266-7D	7.00, 7.01, 7.02, ... 7.50	0.01mm	51
4266-8	7.50, 7.51, 7.52, ... 8.00	0.01mm	51
4266-8D	8.00, 8.01, 8.02, ... 8.50	0.01mm	51
4266-9	8.50, 8.51, 8.52, ... 9.00	0.01mm	51
4266-9D	9.00, 9.01, 9.02, ... 9.50	0.01mm	51
4266-10	9.50, 9.51, 9.52, ... 10.00	0.01mm	51
4266-10D	10.00, 10.01, 10.02, ... 10.50	0.01mm	51

Code	Diameter Ød (mm)	Step	Pin gauges per set
4266-11	10.50, 10.51, 10.52, ... 11.00	0.01mm	51
4266-11D	11.00, 11.01, 11.02, ... 11.50	0.01mm	51
4266-12	11.50, 11.51, 11.52, ... 12.00	0.01mm	51
4266-12D	12.00, 12.01, 12.02, ... 12.50	0.01mm	51
4266-13	12.50, 12.51, 12.52, ... 13.00	0.01mm	51
4266-13D	13.00, 13.01, 13.02, ... 13.50	0.01mm	51
4266-14	13.50, 13.51, 13.52, ... 14.00	0.01mm	51
4266-14D	14.00, 14.01, 14.02, ... 14.50	0.01mm	51
4266-15	14.50, 14.51, 14.52, ... 15.00	0.01mm	51
4266-15D	15.00, 15.01, 15.02, ... 15.50	0.01mm	51
4266-16	15.50, 15.51, 15.52, ... 16.00	0.01mm	51
4266-16D	16.00, 16.01, 16.02, ... 16.50	0.01mm	51
4266-17	16.50, 16.51, 16.52, ... 17.00	0.01mm	51
4266-17D	17.00, 17.01, 17.02, ... 17.50	0.01mm	51
4266-18	17.50, 17.51, 17.52, ... 18.00	0.01mm	51
4266-18D	18.00, 18.01, 18.02, ... 18.50	0.01mm	51
4266-19	18.50, 18.51, 18.52, ... 19.00	0.01mm	51
4266-19D	19.00, 19.01, 19.02, ... 19.50	0.01mm	51
4266-20	19.50, 19.51, 19.52, ... 20.00	0.01mm	51



4193-8D015

CARBIDE INDIVIDUAL PIN GAUGES



- Meet DIN2269, grade 1
- Diameter range: Ø0.300~Ø30.000mm with three decimal, for example 0.311mm, 5.562mm, 16.298mm
- Diameter accuracy: ±1µm
- Made of carbide
- Hardness HRA90-90.5


Code	Diameter range Ød (mm)
4193-□□□□*	0.300~30.000

*Supplied with manufacturer inspection certificate

Ordering examples:

Diameter	Code
0.311mm	4193-0D311
5.562mm	4193-5D562
16.298mm	4193-16D298

Note: "D" stands for "."



4192-10D000

CERAMIC INDIVIDUAL PIN GAUGES WITH THREE DECIMAL PLACES (0.001MM STEP)


- Meet DIN2269, grade 1
- Diameter range: Ø0.300~Ø30.000mm
- With three decimal, for example 1.211mm, 5.562mm, 14.955mm
- Diameter accuracy: ±1µm
- Made of ceramic, extremely wear resistance, corrosion resistance and dimensional stability

Code	Diameter range Ød (mm)
4192-□□□□	0.300-30.000

Ordering examples:

Diameter	Code
1.211mm	4192-1D211
5.562mm	4192-5D562
14.955mm	4192-14D955

Note: "D" stands for "."



4113-10D00

CERAMIC INDIVIDUAL PIN GAUGES WITH TWO DECIMAL PLACES (0.01MM STEP)

- Meet DIN2269, grade 1
- Diameter range: Ø0.30~Ø20.00mm
- Diameter accuracy: ±1µm
- Made of ceramic, extremely wear resistance, corrosion resistance and dimensional stability


Code
4113-□□□□

Ordering examples:

Diameter	Code
1.21mm	4113-1D21
5.56mm	4113-5D56
15.00mm	4113-15D00

Note: "D" stands for "."

Diameter Ød (mm)	Diameter Ød (mm)
0.30, 0.31, 0.32, 0.33, … 1.00	10.01, 10.02, 10.03, 10.04, … 11.00
1.01, 1.02, 1.03, 1.04, … 2.00	11.01, 11.02, 11.03, 11.04, … 12.00
2.01, 2.02, 2.03, 2.04, … 3.00	12.01, 12.02, 12.03, 12.04, … 13.00
3.01, 3.02, 3.03, 3.04, … 4.00	13.01, 13.02, 13.03, 13.04, … 14.00
4.01, 4.02, 4.03, 4.04, … 5.00	14.01, 14.02, 14.03, 14.04, … 15.00
5.01, 5.02, 5.03, 5.04, … 6.00	15.01, 15.02, 15.03, 15.04, … 16.00
6.01, 6.02, 6.03, 6.04, … 7.00	16.01, 16.02, 16.03, 16.04, … 17.00
7.01, 7.02, 7.03, 7.04, … 8.00	17.01, 17.02, 17.03, 17.04, … 18.00
8.01, 8.02, 8.03, 8.04, … 9.00	18.01, 18.02, 18.03, 18.04, … 19.00
9.01, 9.02, 9.03, 9.04, … 10.00	19.01, 19.02, 19.03, 19.04, … 20.00



4110-9D98

STEEL INDIVIDUAL PIN GAUGES WITH TWO DECIMAL PLACES (0.01MM STEP)

- Meet DIN2269, grade 1
- Diameter range: Ø0.20~Ø20.00mm
- Diameter accuracy: ±1µm
- Made of alloy steel
- Hardness HRC62-65


Code
4110-□□□□

Ordering examples:

Diameter	Code
0.21mm	4110-0D21
5.56mm	4110-5D56
16.00mm	4110-16D00

Note: "D" stands for "."

Diameter Ød (mm)	Diameter Ød (mm)
0.20, 0.21, 0.22, 0.23, … 1.00	10.01, 10.02, 10.03, 10.04, … 11.00
1.01, 1.02, 1.03, 1.04, … 2.00	11.01, 11.02, 11.03, 11.04, … 12.00
2.01, 2.02, 2.03, 2.04, … 3.00	12.01, 12.02, 12.03, 12.04, … 13.00
3.01, 3.02, 3.03, 3.04, … 4.00	13.01, 13.02, 13.03, 13.04, … 14.00
4.01, 4.02, 4.03, 4.04, … 5.00	14.01, 14.02, 14.03, 14.04, … 15.00
5.01, 5.02, 5.03, 5.04, … 6.00	15.01, 15.02, 15.03, 15.04, … 16.00
6.01, 6.02, 6.03, 6.04, … 7.00	16.01, 16.02, 16.03, 16.04, … 17.00
7.01, 7.02, 7.03, 7.04, … 8.00	17.01, 17.02, 17.03, 17.04, … 18.00
8.01, 8.02, 8.03, 8.04, … 9.00	18.01, 18.02, 18.03, 18.04, … 19.00
9.01, 9.02, 9.03, 9.04, … 10.00	19.01, 19.02, 19.03, 19.04, … 20.00



4118-8D015

STEEL INDIVIDUAL PIN GAUGES WITH THREE DECIMAL PLACES (0.001MM STEP)



- Meet DIN2269, grade 1
- Diameter range: Ø0.200~Ø30.000mm with three decimal, for example 0.211mm, 5.562mm, 16.298mm
- Diameter accuracy: $\pm 1\mu\text{m}$
- Made of alloy steel
- Hardness HRC62-65


Code	Diameter range Ød (mm)
4118-□□□□□*	0.200~30.000

*Supplied with manufacturer inspection certificate

Ordering examples:

Diameter	Code
0.211mm	4118-0D211
5.562mm	4118-5D562
16.298mm	4118-16D298

Note: "D" stands for "."



4218-5D000

INDIVIDUAL PIN GAUGES WITH HANDLE (0.001MM STEP)



- Meet DIN2269, grade 1
- Diameter range: Ø1.000~Ø20.000mm
- Available in sizes with three decimal places, for example 5.562mm, 16.298mm
- Diameter accuracy: $\pm 1\mu\text{m}$
- Made of alloy steel
- Hardness HRC62-65


Code	Diameter range Ød (mm)
4218-□□□□□*	1.000~20.000

*Supplied with manufacturer inspection certificate

Ordering examples:

Diameter	Code
5.562mm	4218-5D562
16.298mm	4218-16D298

Note: "D" stands for "."



4214-5D00

INDIVIDUAL PIN GAUGES WITH HANDLE (0.01MM STEP)

- Meet DIN2269, grade 1
- Diameter range: Ø1.00~Ø20.00mm
- Available in sizes with two decimal places, for example 5.56mm, 16.00mm

- Diameter accuracy: $\pm 1\mu\text{m}$
- Made of alloy steel
- Hardness HRC62-65

Diameter Ød (mm)	Diameter Ød (mm)
1.00, 1.01, 1.02, 1.03, ..., 2.00	10.01, 10.02, 10.03, 10.04, ..., 11.00
2.01, 2.02, 2.03, 2.04, ..., 3.00	11.01, 11.02, 11.03, 11.04, ..., 12.00
3.01, 3.02, 3.03, 3.04, ..., 4.00	12.01, 12.02, 12.03, 12.04, ..., 13.00
4.01, 4.02, 4.03, 4.04, ..., 5.00	13.01, 13.02, 13.03, 13.04, ..., 14.00
5.01, 5.02, 5.03, 5.04, ..., 6.00	14.01, 14.02, 14.03, 14.04, ..., 15.00
6.01, 6.02, 6.03, 6.04, ..., 7.00	15.01, 15.02, 15.03, 15.04, ..., 16.00
7.01, 7.02, 7.03, 7.04, ..., 8.00	16.01, 16.02, 16.03, 16.04, ..., 17.00
8.01, 8.02, 8.03, 8.04, ..., 9.00	17.01, 17.02, 17.03, 17.04, ..., 18.00
9.01, 9.02, 9.03, 9.04, ..., 10.00	18.01, 18.02, 18.03, 18.04, ..., 19.00
	19.01, 19.02, 19.03, 19.04, ..., 20.00

Code
4214-□□□□

Ordering examples:

Diameter	Code
5.56mm	4214-5D56
16.00mm	4214-16D00

Note: "D" stands for "."



7340

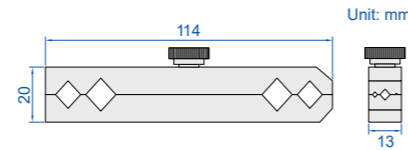
BOXES FOR PIN GAUGES

- For individual pin gauges (4110, 4118, 4192, 4113 and 4193 series)

Code	Applicable pin gauge diameter Ød	Quantity of pin gauges
7340	0.20-10.00mm	51 pcs
7340-101	0.20-10.00mm	101 pcs
7340-201	10.00-15.00mm	51 pcs
7340-202	15.00-20.00mm	51 pcs



7345-13



PIN GAUGE HANDLE

- Operated without wrench
- Made of aluminum

Code	Applicable pin gauge diameter
7345-13	1~13mm





7342-M1



PIN GAUGE HANDLES (OPERATED WITHOUT WRENCH)

- Operated without wrench
- Made of aluminum
- Pin gauges can be installed

Code	Applicable pin gauge diameter	H	L
7342-M0	0.30-1.25mm/0.011-0.049"	10	112
7342-M1	1.26-6.35mm/0.050-0.250"	24	131
7342-M2	6.36-12.70mm/0.251-0.500"	32	152
7342-M3	12.71-15.88mm/0.501-0.625"	37	152
7342-M4	15.89-19.00mm/0.626-0.750"	37	152
7342-M5	19.01-21.13mm/0.751-0.832"	40	158
7342-M6	21.14-23.27mm/0.833-0.916"	40	158
7342-M7	23.28-25.40mm/0.917-1.000"	40	158



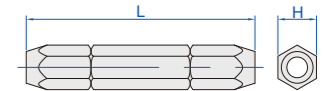
handle



brass clamping bush (0.2~7.14mm)

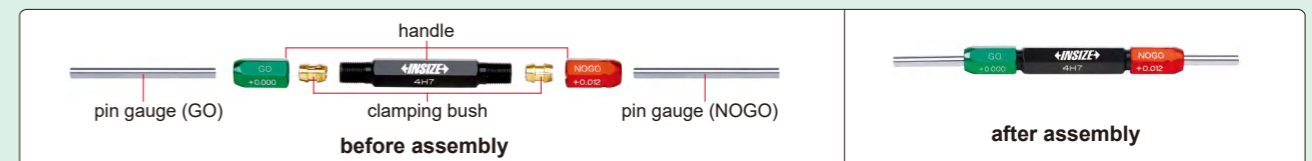


aluminum clamping bush (7.14~24.80mm)

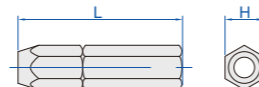


PIN GAUGE HANDLES (OPERATED WITH WRENCH)

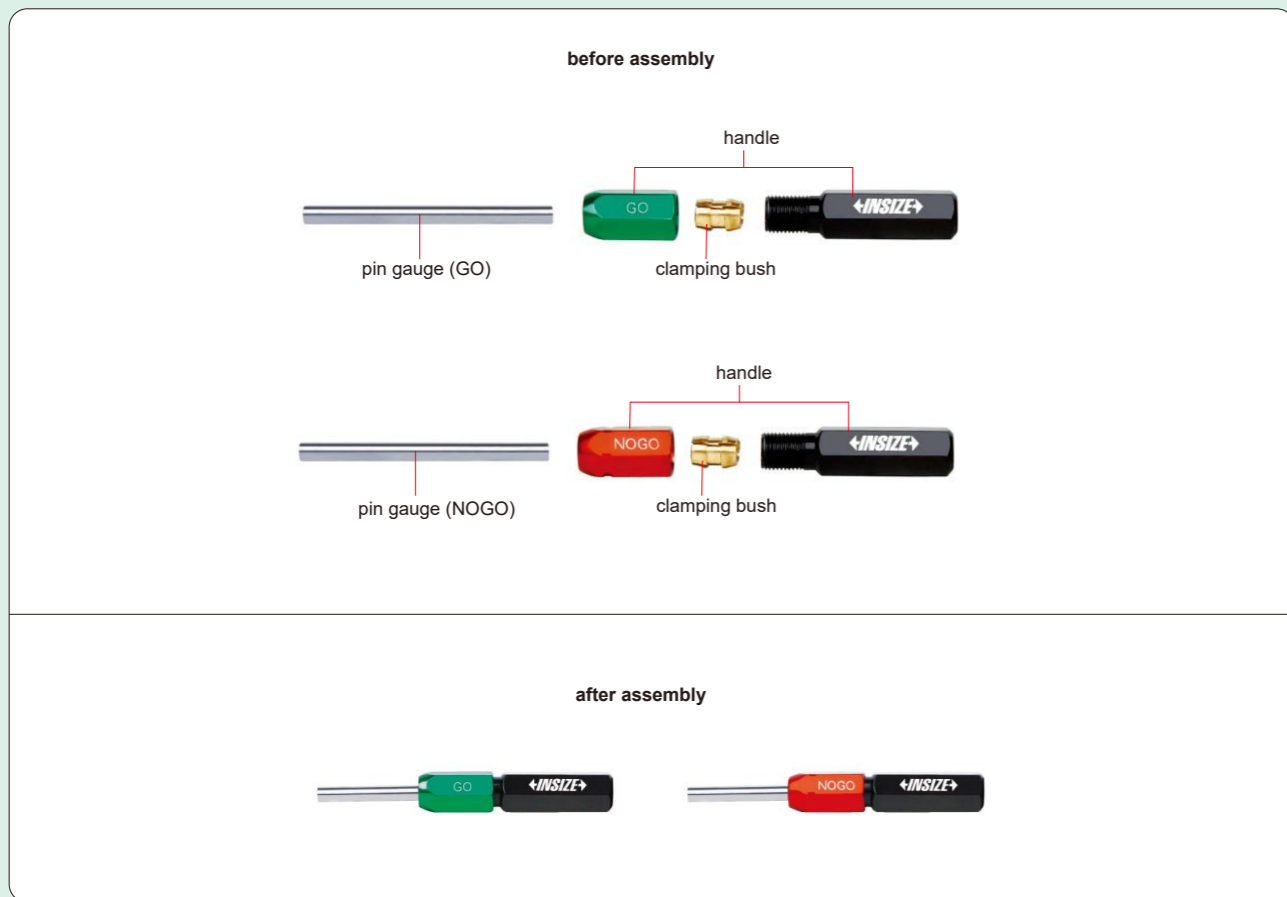
- Wrench is needed to install pins
- Clamping bushes (0.2~7.14mm) are made of brass, clamping bushes (7.14~24.80mm) are made of aluminum



Code	Applicable pin gauge diameter	Including		H	L
		handle	clamping bush (mm)		
7341-0S	0.2-1.02mm	1 pc	6 pairs (the clamping range are 0.2-0.38, 0.38-0.51, 0.51-0.64, 0.64-0.76, 0.76-0.89, 0.89-1.02)	7	57
7341-1S	1.02-1.91mm	1 pc	7 pairs (the clamping range are 1.02-1.14, 1.14-1.27, 1.27-1.40, 1.40-1.52, 1.52-1.65, 1.65-1.78, 1.78-1.91)	7	57
7341-2S	1.91-3.33mm	1 pc	8 pairs (the clamping range are 1.91-2.08, 2.08-2.26, 2.26-2.44, 2.44-2.62, 2.62-2.79, 2.79-2.97, 2.97-3.15, 3.15-3.33)	9	73
7341-3S	3.33-4.57mm	1 pc	7 pairs (the clamping range are 3.33-3.51, 3.51-3.68, 3.68-3.86, 3.86-4.04, 4.04-4.22, 4.22-4.39, 4.39-4.57)	9	73
7341-4S	4.57-5.79mm	1 pc	6 pairs (the clamping range are 4.57-4.78, 4.78-4.98, 4.98-5.18, 5.18-5.38, 5.38-5.59, 5.59-5.79)	14	79
7341-5S	5.79-7.14mm	1 pc	6 pairs (the clamping range are 5.79-5.99, 5.99-6.20, 6.20-6.40, 6.40-6.63, 6.63-6.88, 6.88-7.14)	14	79
7341-6S	7.14-8.66mm	1 pc	6 pairs (the clamping range are 7.14-7.39, 7.39-7.65, 7.65-7.90, 7.90-8.15, 8.15-8.41, 8.41-8.66)	19	91
7341-7S	8.66-10.31mm	1 pc	6 pairs (the clamping range are 8.66-8.92, 8.9-9.17, 9.17-9.42, 9.42-9.70, 9.70-10.01, 10.01-10.31)	19	91
7341-8S	10.31-11.81mm	1 pc	4 pairs (the clamping range are 10.31-10.67, 10.67-11.05, 11.05-11.43, 11.43-11.81)	22	106
7341-9S	11.81-12.95mm	1 pc	3 pairs (the clamping range are 11.81-12.19, 12.19-12.57, 12.57-12.95)	22	106
7341-10S	12.95-14.71mm	1 pc	4 pairs (the clamping range are 12.95-13.51, 13.51-13.89, 13.89-14.30, 14.30-14.71)	24	115
7341-11S	14.71-16.13mm	1 pc	4 pairs (the clamping range are 14.71-15.09, 15.09-15.49, 15.49-15.88, 15.88-16.13)	24	115
7341-12S	16.13-17.88mm	1 pc	4 pairs (the clamping range are 16.13-16.66, 16.66-17.07, 17.07-17.48, 17.48-17.88)	27	118
7341-13S	17.88-19.30mm	1 pc	4 pairs (the clamping range are 17.88-18.26, 18.26-18.67, 18.67-19.05, 19.05-19.30)	27	118
7341-15S	19.30-24.80mm	1 pc	8 pairs (the clamping range are 19.30-19.84, 19.84-20.62, 20.62-21.41, 21.41-22.23, 22.23-23.03, 23.03-23.80, 23.80-24.59, 24.59-24.80)	32	133



SINGLE END PIN GAUGE HANDLES (OPERATED WITH WRENCH)



To be continued


Continued from previous page

- Wrench is needed to install pins
- Clamping bushes (0.2~7.14mm) are made of brass, clamping bushes (7.14~24.80mm) are made of aluminum

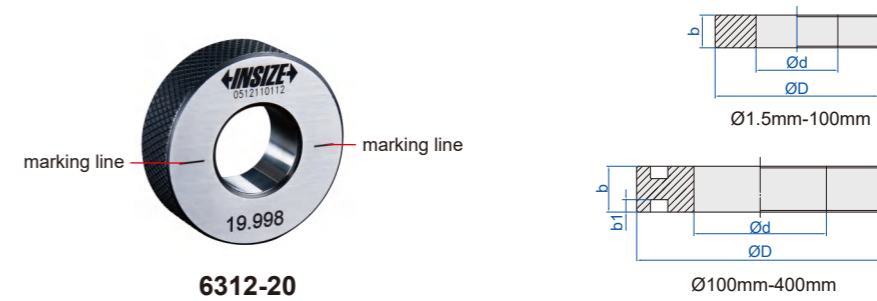
Code		handle	Including clamping bush (mm)	Applicable pin gauge diameter	(mm)	
green (GO)	red (NOGO)				H	L
7344-0G	7344-0R	1 pc	6 pcs (the clamping range are 0.2-0.38, 0.38-0.51, 0.51-0.64, 0.64-0.76, 0.76-0.89, 0.89-1.02)	0.2-1.02mm	7	52
7344-1G	7344-1R	1 pc	7 pcs (the clamping range are 1.02-1.14, 1.14-1.27, 1.27-1.40, 1.40-1.52, 1.52-1.65, 1.65-1.78, 1.78-1.91)	1.02-1.91mm	7	52
7344-2G	7344-2R	1 pc	8 pcs (the clamping range are 1.91-2.08, 2.08-2.26, 2.26-2.44, 2.44-2.62, 2.62-2.79, 2.79-2.97, 2.97-3.15, 3.15-3.33)	1.91-3.33mm	9	68
7344-3G	7344-3R	1 pc	7 pcs (the clamping range are 3.33-3.51, 3.51-3.68, 3.68-3.86, 3.86-4.04, 4.04-4.22, 4.22-4.39, 4.39-4.57)	3.33-4.57mm	9	68
7344-4G	7344-4R	1 pc	6 pcs (the clamping range are 4.57-4.78, 4.78-4.98, 4.98-5.18, 5.18-5.38, 5.38-5.59, 5.59-5.79)	4.57-5.79mm	14	73
7344-5G	7344-5R	1 pc	6 pcs (the clamping range are 5.79-5.99, 5.99-6.20, 6.20-6.40, 6.40-6.63, 6.63-6.88, 6.88-7.14)	5.79-7.14mm	14	73
7344-6G	7344-6R	1 pc	6 pcs (the clamping range are 7.14-7.39, 7.39-7.65, 7.65-7.90, 7.90-8.15, 8.15-8.41, 8.41-8.66)	7.14-8.66mm	19	79
7344-7G	7344-7R	1 pc	6 pcs (the clamping range are 8.66-8.92, 8.92-9.17, 9.17-9.42, 9.42-9.70, 9.70-10.01, 10.01-10.31)	8.66-10.31mm	19	79
7344-8G	7344-8R	1 pc	4 pcs (the clamping range are 10.31-10.67, 10.67-11.05, 11.05-11.43, 11.43-11.81)	10.31-11.81mm	22	93
7344-9G	7344-9R	1 pc	3 pcs (the clamping range are 11.81-12.19, 12.19-12.57, 12.57-12.95)	11.81-12.95mm	22	93
7344-10G	7344-10R	1 pc	4 pcs (the clamping range are 12.95-13.51, 13.51-13.89, 13.89-14.30, 14.30-14.71)	12.95-14.71mm	24	98
7344-11G	7344-11R	1 pc	4 pcs (the clamping range are 14.71-15.09, 15.09-15.49, 15.49-15.88, 15.88-16.13)	14.71-16.13mm	24	98
7344-12G	7344-12R	1 pc	4 pcs (the clamping range are 16.13-16.66, 16.66-17.07, 17.07-17.48, 17.48-17.88)	16.13-17.88mm	27	110
7344-13G	7344-13R	1 pc	4 pcs (the clamping range are 17.88-18.26, 18.26-18.67, 18.67-19.05, 19.05-19.30)	17.88-19.30mm	27	110
7344-15G	7344-15R	1 pc	8 pcs (the clamping range are 19.30-19.84, 19.84-20.62, 20.62-21.41, 21.41-22.23, 22.23-23.03, 23.03-23.80, 23.80-24.59, 24.59-24.80)	19.30-24.80mm	32	118

SETTING RINGS & CYLINDER GAUGES

Setting ring gauge can accurately calibrate the dimensional precision of internal diameter measuring tools (such as internal micrometers and internal dial gauges), ensuring the accuracy of internal diameter measurement benchmarks. Cylinder gauges, on the other hand, are used to verify the dimensional deviation of external diameter measuring tools (such as external micrometers and snap gauges), guaranteeing the reliability of external diameter inspection results. Both are widely applied in mechanical processing and metrological testing scenarios, and serve as key calibration tools for maintaining the precision of measuring instruments and improving measurement accuracy.



SETTING RINGS	82
CARBIDE SETTING RINGS	84
CERAMIC SETTING RINGS	85
CYLINDER GAUGES	86



SETTING RINGS

CAN SUPPLY CUSTOM SETTING RINGS FROM Ø1.50MM TO Ø400.00MM, FOR EXAMPLE, Ø17.08MM



- For zero setting of inside micrometers, three points internal micrometers and bore gauges
- The size marked on the setting ring is checked at the direction of the marking line
- Size difference (difference between the ordered size and the size marked on the setting ring when supplied):
For example, the ordered size is Ø10.12mm, the size marked on the setting ring when supplied may be Ø10.130mm

Size difference (mm)					Size difference (mm)					Roundness and taper (standard accuracy)		
Diameter d **	b	b1	ØD	Size difference	Diameter d **	b	b1	ØD	Size difference	Diameter(mm)	Roundness	Taper
Ø1.5-2.5	4	—	22	±10.0µm	Ø150-170	36	10	248	±10.0µm	Ød≤3	0.3µm	0.3µm
Ø2.5-3	5	—	22	±10.0µm	Ø170-190	36	10	276	±10.0µm	3<Ød≤10	0.4µm	0.4µm
Ø3-5	5	—	22	±10.0µm	Ø190-210	38	10	300	±10.0µm	10<Ød≤18	0.5µm	0.5µm
Ø5-10	8	—	32	±10.0µm	Ø210-230	38	10	324	±10.0µm	18<Ød≤30	0.6µm	0.6µm
Ø10-15	10	—	38	±10.0µm	Ø230-250	40	12	350	±10.0µm	30<Ød≤50	0.7µm	0.7µm
Ø15-18	12	—	45	±10.0µm	Ø250-270	40	12	375	±10.0µm	50<Ød≤80	0.8µm	0.8µm
Ø18-20	12	—	45	±10.0µm	Ø270-290	42	12	400	±10.0µm	80<Ød≤120	1.0µm	1.0µm
Ø20-25	14	—	53	±10.0µm	Ø290-300	42	12	425	±10.0µm	120<Ød≤150	1.2µm	1.2µm
Ø25-30	16	—	63	±10.0µm	Ø300-320	42	12	430	±10.0µm	150<Ød≤210	1.5µm	1.5µm
Ø30-32	16	—	63	±10.0µm	Ø320-330	42	12	440	±10.0µm	210<Ød≤250	2.5µm	2.5µm
Ø32-40	18	—	71	±10.0µm	Ø330-340	42	12	450	±10.0µm	250<Ød≤300	3.0µm	3.0µm
Ø40-50	20	—	85	±10.0µm	Ø340-350	42	12	460	±10.0µm	300<Ød≤400	4.0µm	4.0µm
Ø50-60	20	—	100	±10.0µm	Ø350-360	42	12	470	±10.0µm			
Ø60-70	24	—	112	±10.0µm	Ø360-370	42	12	480	±10.0µm			
Ø70-80	24	—	125	±10.0µm	Ø370-380	42	12	490	±10.0µm			
Ø80-90	24	—	140	±10.0µm	Ø380-390	42	12	500	±10.0µm			
Ø90-100	24	—	160	±10.0µm	Ø390-400	42	12	510	±10.0µm			
Ø100-110	30	8	164	±10.0µm								
Ø110-130	34	10	192	±10.0µm								
Ø130-150	34	10	220	±10.0µm								

** For example Ø3-5mm means Ø3mm<diameter d≤Ø5mm

Continued from previous page

Standard accuracy (meet DIN2250-1:2008 type C)

Code	Size	Code	Size	Code	Size	Code	Size
6312-1D5*	Ø1.5mm	6312-14*	Ø14mm	6312-34*	Ø34mm	6312-65*	Ø65mm
6312-2*	Ø2mm	6312-15*	Ø15mm	6312-35*	Ø35mm	6312-70*	Ø70mm
6312-2D5*	Ø2.5mm	6312-16*	Ø16mm	6312-36*	Ø36mm	6312-75*	Ø75mm
6312-3*	Ø3mm	6312-17*	Ø17mm	6312-37*	Ø37mm	6312-80*	Ø80mm
6312-3D5*	Ø3.5mm	6312-18*	Ø18mm	6312-38*	Ø38mm	6312-85*	Ø85mm
6312-4*	Ø4mm	6312-19*	Ø19mm	6312-39*	Ø39mm	6312-87*	Ø87mm
6312-4D5*	Ø4.5mm	6312-20*	Ø20mm	6312-40*	Ø40mm	6312-90*	Ø90mm
6312-5*	Ø5mm	6312-21*	Ø21mm	6312-41*	Ø41mm	6312-95*	Ø95mm
6312-5D5*	Ø5.5mm	6312-22*	Ø22mm	6312-42*	Ø42mm	6312-100*	Ø100mm
6312-6*	Ø6mm	6312-23*	Ø23mm	6312-43*	Ø43mm	6312-125*	Ø125mm
6312-6D5*	Ø6.5mm	6312-24*	Ø24mm	6312-44*	Ø44mm	6312-150*	Ø150mm
6312-7*	Ø7mm	6312-25*	Ø25mm	6312-45*	Ø45mm	6312-175*	Ø175mm
6312-7D5*	Ø7.5mm	6312-26*	Ø26mm	6312-46*	Ø46mm	6312-200*	Ø200mm
6312-8*	Ø8mm	6312-27*	Ø27mm	6312-47*	Ø47mm	6312-225*	Ø225mm
6312-8D5*	Ø8.5mm	6312-28*	Ø28mm	6312-48*	Ø48mm	6312-250*	Ø250mm
6312-9*	Ø9mm	6312-29*	Ø29mm	6312-49*	Ø49mm	6312-275*	Ø275mm
6312-10*	Ø10mm	6312-30*	Ø30mm	6312-50*	Ø50mm	6312-300*	Ø300mm
6312-11*	Ø11mm	6312-31*	Ø31mm	6312-55*	Ø55mm	6312-350*	Ø350mm
6312-12*	Ø12mm	6312-32*	Ø32mm	6312-60*	Ø60mm	6312-400*	Ø400mm
6312-13*	Ø13mm	6312-33*	Ø33mm	6312-62*	Ø62mm		

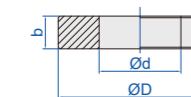
High accuracy

Code	Size	Code	Size	Code	Size	Code	Size
6312-1D5A*	Ø1.5mm	6312-13A*	Ø13mm	6312-32A*	Ø32mm	6312-55A*	Ø55mm
6312-2A*	Ø2mm	6312-14A*	Ø14mm	6312-33A*	Ø33mm	6312-60A*	Ø60mm
6312-2D5A*	Ø2.5mm	6312-15A*	Ø15mm	6312-34A*	Ø34mm	6312-62A*	Ø62mm
6312-3A*	Ø3mm	6312-16A*	Ø16mm	6312-35A*	Ø35mm	6312-65A*	Ø65mm
6312-3D5A*	Ø3.5mm	6312-17A*	Ø17mm	6312-36A*	Ø36mm	6312-70A*	Ø70mm
6312-4A*	Ø4mm	6312-18A*	Ø18mm	6312-37A*	Ø37mm	6312-75A*	Ø75mm
6312-4D5A*	Ø4.5mm	6312-19A*	Ø19mm	6312-38A*	Ø38mm	6312-80A*	Ø80mm
6312-5A*	Ø5mm	6312-20A*	Ø20mm	6312-39A*	Ø39mm	6312-85A*	Ø85mm
6312-5D5A*	Ø5.5mm	6312-21A*	Ø21mm	6312-40A*	Ø40mm	6312-87A*	Ø87mm
6312-6A*	Ø6mm	6312-22A*	Ø22mm	6312-41A*	Ø41mm	6312-90A*	Ø90mm
6312-6D5A*	Ø6.5mm	6312-23A*	Ø23mm	6312-42A*	Ø42mm	6312-95A*	Ø95mm
6312-7A*	Ø7mm	6312-24A*	Ø24mm	6312-43A*	Ø43mm	6312-100A*	Ø100mm
6312-7D5A*	Ø7.5mm	6312-25A*	Ø25mm	6312-44A*	Ø44mm	6312-125A*	Ø125mm
6312-8A*	Ø8mm	6312-26A*	Ø26mm	6312-45A*	Ø45mm	6312-150A*	Ø150mm
6312-8D5A*	Ø8.5mm	6312-27A*	Ø27mm	6312-46A*	Ø46mm	6312-175A*	Ø175mm
6312-9A*	Ø9mm	6312-28A*	Ø28mm	6312-47A*	Ø47mm	6312-200A*	Ø200mm
6312-10A*	Ø10mm	6312-29A*	Ø29mm	6312-48A*	Ø48mm		
6312-11A*	Ø11mm	6312-30A*	Ø30mm	6312-49A*	Ø49mm		
6312-12A*	Ø12mm	6312-31A*	Ø31mm	6312-50A*	Ø50mm		

*Supplied with manufacturer inspection certificate



6317-10



CARBIDE SETTING RINGS

CAN SUPPLY CUSTOM SETTING RINGS FROM Ø0.40MM TO Ø50.00MM, FOR EXAMPLE, Ø17.08MM



- For zero setting of inside micrometers, three points internal micrometers and bore gauges
- Size difference (difference between the ordered size and the size marked on the setting ring when supplied):
For example, the ordered size is Ø10.00mm, the size marked on the setting ring when supplied may be Ø10.002mm
- Meet DIN2250-1:2008

Diameter d **	b	ØD	Size difference	Roundness and cylindricity
Ø0.4-0.5	4	10	±10µm	0.3µm
Ø0.5-1.6	6	10	±10µm	0.3µm
Ø1.6-12.1	8	30	±10µm	0.3µm
Ø12.1-18.1	12	40	±10µm	0.4µm
Ø18.1-25	15	50	±10µm	0.4µm
Ø25-30	15	60	±10µm	0.4µm
Ø30-35	18	80	±10µm	0.4µm
Ø35-40	20	80	±10µm	0.4µm
Ø40-45	20	90	±10µm	0.4µm
Ø45-50	20	100	±10µm	0.4µm

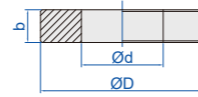
** For example Ø0.4-0.5mm means Ø0.4mm < diameter d ≤ Ø0.5mm

Code	Size	Code	Size	Code	Size	Code	Size
6317-0D5*	Ø0.5mm	6317-10D5*	Ø10.5mm	6317-20D5*	Ø20.5mm	6317-31*	Ø31mm
6317-1*	Ø1mm	6317-11*	Ø11mm	6317-21*	Ø21mm	6317-32*	Ø32mm
6317-1D5*	Ø1.5mm	6317-11D5*	Ø11.5mm	6317-21D5*	Ø21.5mm	6317-33*	Ø33mm
6317-2*	Ø2mm	6317-12*	Ø12mm	6317-22*	Ø22mm	6317-34*	Ø34mm
6317-2D5*	Ø2.5mm	6317-12D5*	Ø12.5mm	6317-22D5*	Ø22.5mm	6317-35*	Ø35mm
6317-3*	Ø3mm	6317-13*	Ø13mm	6317-23*	Ø23mm	6317-36*	Ø36mm
6317-3D5*	Ø3.5mm	6317-13D5*	Ø13.5mm	6317-23D5*	Ø23.5mm	6317-37*	Ø37mm
6317-4*	Ø4mm	6317-14*	Ø14mm	6317-24*	Ø24mm	6317-38*	Ø38mm
6317-4D5*	Ø4.5mm	6317-14D5*	Ø14.5mm	6317-24D5*	Ø24.5mm	6317-39*	Ø39mm
6317-5*	Ø5mm	6317-15*	Ø15mm	6317-25*	Ø25mm	6317-40*	Ø40mm
6317-5D5*	Ø5.5mm	6317-15D5*	Ø15.5mm	6317-25D5*	Ø25.5mm	6317-41*	Ø41mm
6317-6*	Ø6mm	6317-16*	Ø16mm	6317-26*	Ø26mm	6317-42*	Ø42mm
6317-6D5*	Ø6.5mm	6317-16D5*	Ø16.5mm	6317-26D5*	Ø26.5mm	6317-43*	Ø43mm
6317-7*	Ø7mm	6317-17*	Ø17mm	6317-27*	Ø27mm	6317-44*	Ø44mm
6317-7D5*	Ø7.5mm	6317-17D5*	Ø17.5mm	6317-27D5*	Ø27.5mm	6317-45*	Ø45mm
6317-8*	Ø8mm	6317-18*	Ø18mm	6317-28*	Ø28mm	6317-46*	Ø46mm
6317-8D5*	Ø8.5mm	6317-18D5*	Ø18.5mm	6317-28D5*	Ø28.5mm	6317-47*	Ø47mm
6317-9*	Ø9mm	6317-19*	Ø19mm	6317-29*	Ø29mm	6317-48*	Ø48mm
6317-9D5*	Ø9.5mm	6317-19D5*	Ø19.5mm	6317-29D5*	Ø29.5mm	6317-49*	Ø49mm
6317-10*	Ø10mm	6317-20*	Ø20mm	6317-30*	Ø30mm	6317-50*	Ø50mm

*Supplied with manufacturer inspection certificate



6319-10



CERAMIC SETTING RINGS

CAN SUPPLY CUSTOM SETTING RINGS FROM Ø1.30MM TO Ø50.00MM, FOR EXAMPLE, Ø17.08MM



- For zero setting of inside micrometers, three points internal micrometers and bore gauges
- Size difference (difference between the ordered size and the size marked on the setting ring when supplied):
For example, the ordered size is Ø10.12mm, the size marked on the setting ring when supplied may be Ø10.130mm
- Made of ceramic, extremely wear resistance and corrosion resistance, dimensional stability
- Meet DIN2250-1:2008

Diameter d**	b	ØD	Size difference	Roundness and cylindricity
Ø1.3-2.7	6	20	±10µm	0.3µm
Ø2.7-12.1	8	30	±10µm	0.3µm
Ø12.1-18.1	12	40	±10µm	0.4µm
Ø18.1-25	15	50	±10µm	0.4µm
Ø25-30	15	60	±10µm	0.4µm
Ø30-35	18	80	±10µm	0.4µm
Ø35-40	20	90	±10µm	0.4µm
Ø40-45	20	90	±10µm	0.4µm
Ø45-50	20	100	±10µm	0.4µm

** For example Ø1.3-2.7mm means Ø1.3mm<diameter d≤Ø2.7mm

Code	Size	Code	Size	Code	Size	Code	Size
6319-1D5*	Ø1.5mm	6319-11*	Ø11mm	6319-20D5*	Ø20.5mm	6319-31*	Ø31mm
6319-2*	Ø2mm	6319-11D5*	Ø11.5mm	6319-21*	Ø21mm	6319-32*	Ø32mm
6319-2D5*	Ø2.5mm	6319-12*	Ø12mm	6319-21D5*	Ø21.5mm	6319-33*	Ø33mm
6319-3*	Ø3mm	6319-12D5*	Ø12.5mm	6319-22*	Ø22mm	6319-34*	Ø34mm
6319-3D5*	Ø3.5mm	6319-13*	Ø13mm	6319-22D5*	Ø22.5mm	6319-35*	Ø35mm
6319-4*	Ø4mm	6319-13D5*	Ø13.5mm	6319-23*	Ø23mm	6319-36*	Ø36mm
6319-4D5*	Ø4.5mm	6319-14*	Ø14mm	6319-23D5*	Ø23.5mm	6319-37*	Ø37mm
6319-5*	Ø5mm	6319-14D5*	Ø14.5mm	6319-24*	Ø24mm	6319-38*	Ø38mm
6319-5D5*	Ø5.5mm	6319-15*	Ø15mm	6319-24D5*	Ø24.5mm	6319-39*	Ø39mm
6319-6*	Ø6mm	6319-15D5*	Ø15.5mm	6319-25*	Ø25mm	6319-40*	Ø40mm
6319-6D5*	Ø6.5mm	6319-16*	Ø16mm	6319-25D5*	Ø25.5mm	6319-41*	Ø41mm
6319-7*	Ø7mm	6319-16D5*	Ø16.5mm	6319-26*	Ø26mm	6319-42*	Ø42mm
6319-7D5*	Ø7.5mm	6319-17*	Ø17mm	6319-26D5*	Ø26.5mm	6319-43*	Ø43mm
6319-8*	Ø8mm	6319-17D5*	Ø17.5mm	6319-27*	Ø27mm	6319-44*	Ø44mm
6319-8D5*	Ø8.5mm	6319-18*	Ø18mm	6319-27D5*	Ø27.5mm	6319-45*	Ø45mm
6319-9*	Ø9mm	6319-18D5*	Ø18.5mm	6319-28*	Ø28mm	6319-46*	Ø46mm
6319-9D5*	Ø9.5mm	6319-19*	Ø19mm	6319-28D5*	Ø28.5mm	6319-47*	Ø47mm
6319-10*	Ø10mm	6319-19D5*	Ø19.5mm	6319-29*	Ø29mm	6319-48*	Ø48mm
6319-10D5*	Ø10.5mm	6319-20*	Ø20mm	6319-29D5*	Ø29.5mm	6319-49*	Ø49mm
				6319-30*	Ø30mm	6319-50*	Ø50mm

*Supplied with manufacturer inspection certificate



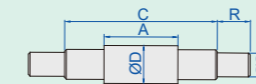
6316-30

CYLINDER GAUGES

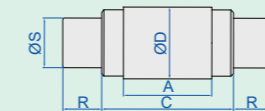
CAN SUPPLY CUSTOM SETTING RINGS FROM Ø3.000MM TO Ø200.00MM, FOR EXAMPLE, Ø20.218MM



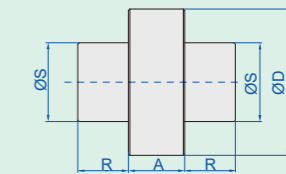
- Made of tungsten steel, quenched, ultra-low temperature treatment
- Wear resistant, long life, dimension stability
- Hardness HRC60-62



Diameter ØD**	A	C	R	ØS	Size*** difference	Roundness and cylindricity
3.0-3.81	9.52	17.46	11.1	2.4	±5µm	0.5µm
3.81-5.84	11.11	19.05	11.1	3.2	±5µm	0.5µm
5.84-9.27	12.7	20.64	11.1	5.6	±5µm	0.5µm



Diameter ØD**	A	C	R	ØS	Size*** difference	Roundness and cylindricity
9.27-12.95	14.29	22.22	12.7	8.7	±5µm	0.5µm
12.95-20.96	15.88	23.81	12.7	12.7	±5µm	0.5µm
20.96-28.83	17.46	25.4	15.9	19	±5µm	0.7µm
28.83-38.35	20.64	28.58	15.9	25.4	±5µm	0.7µm



Diameter ØD**	A	ØS	R	Size*** difference	Roundness and cylindricity
38.35-51.05	22.2	31.8	15.8	±5µm	1µm
51.05-63.75	22.2	31.8	15.8	±5µm	1µm
63.75-76.45	25.4	38.1	39.8	±5µm	1.2µm
76.45-89.15	25.4	38.1	39.8	±5µm	1.2µm
89.15-101.85	25.4	38.1	39.8	±5µm	1.2µm
101.85-114.55	25.4	38.1	39.8	±5µm	1.2µm
114.55-127.25	25.4	38.1	39.8	±5µm	1.6µm
127.25-139.95	25.4	38.1	39.8	±5µm	1.6µm
139.95-152.62	25.4	38.1	39.8	±5µm	1.6µm
152.65-165.35	25.4	38.1	39.8	±5µm	1.6µm
165.35-178.05	25.4	38.1	39.8	±5µm	2µm
178.05-190.75	25.4	38.1	39.8	±5µm	2µm
190.75-203.45	25.4	38.1	39.8	±5µm	2µm

** For example, 3-3.81 indicates 3mm<D≤3.8mm

*** Size difference (difference between the ordered size and the size marked on the cylinder gauges when supplied).
For example, the ordered size is Ø3.000mm, the size marked on the cylinder gauges when supplied may be Ø3.003mm

Code	ØD	Code	ØD	Code	ØD	Code	ØD	Code	ØD
6316-3*	Ø3mm	6316-16*	Ø16mm	6316-29*	Ø29mm	6316-42*	Ø42mm	6316-70*	Ø70mm
6316-4*	Ø4mm	6316-17*	Ø17mm	6316-30*	Ø30mm	6316-43*	Ø43mm	6316-75*	Ø75mm
6316-5*	Ø5mm	6316-18*	Ø18mm	6316-31*	Ø31mm	6316-44*	Ø44mm	6316-80*	Ø80mm
6316-6*	Ø6mm	6316-19*	Ø19mm	6316-32*	Ø32mm	6316-45*	Ø45mm	6316-85*	Ø85mm
6316-7*	Ø7mm	6316-20*	Ø20mm	6316-33*	Ø33mm	6316-46*	Ø46mm	6316-87*	Ø87mm
6316-8*	Ø8mm	6316-21*	Ø21mm	6316-34*	Ø34mm	6316-47*	Ø47mm	6316-90*	Ø90mm
6316-9*	Ø9mm	6316-22*	Ø22mm	6316-35*	Ø35mm	6316-48*	Ø48mm	6316-95*	Ø95mm
6316-10*	Ø10mm	6316-23*	Ø23mm	6316-36*	Ø36mm	6316-49*	Ø49mm	6316-100*	Ø100mm
6316-11*	Ø11mm	6316-24*	Ø24mm	6316-37*	Ø37mm	6316-50*	Ø50mm	6316-125*	Ø125mm
6316-12*	Ø12mm	6316-25*	Ø25mm	6316-38*	Ø38mm	6316-55*	Ø55mm	6316-150*	Ø150mm
6316-13*	Ø13mm	6316-26*	Ø26mm	6316-39*	Ø39mm	6316-60*	Ø60mm	6316-175*	Ø175mm
6316-14*	Ø14mm	6316-27*	Ø27mm	6316-40*	Ø40mm	6316-62*	Ø62mm	6316-200*	Ø200mm
6316-15*	Ø15mm	6316-28*	Ø28mm	6316-41*	Ø41mm	6316-65*	Ø65mm		

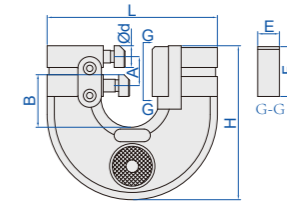
*Supplied with manufacturer inspection certificate

ADJUSTABLE SNAP GAUGES

Adjustable limit snap gauges are suitable for the rapid inspection of the outer diameter/thickness of shaft-type and step-type parts. By adjusting to set upper and lower limit dimensions, they can quickly determine whether a workpiece is qualified without repeated reading. Their advantages lie in flexibly meeting the measurement needs of workpieces with multiple specifications, reducing the procurement cost of special measuring tools, and featuring a durable structure and easy operation—these gauges can significantly improve the quality inspection efficiency in fields such as mechanical processing and auto parts manufacturing.



2187-19



ADJUSTABLE SNAP GAUGES

FAST AND ACCURATE MEASUREMENT OF CYLINDERS

- Used as Go/No-Go gauge by setting upper and lower limits
- Flatness of anvil: 1.5µm
- Parallelism of measuring faces: range 0-32mm: 3µm, range 32-89mm: 4µm, range 89-300mm: 5µm



VIDEO

(mm)								
Code	Range	L	A	B	E	F	H	Ød
2187-6	0-6mm	74	15	17.5	12.2	27.2	71.5	7
2187-13	6-13mm	85	15	26	12.2	27.2	79.5	12.3
2187-19	13-19mm	93	15	27	12.2	27.2	83	12.3
2187-25	19-25mm	100	15	33.5	12.2	27.2	89.5	12.3
2187-32	25-32mm	111	18	38.5	15.2	35.2	104	15.3
2187-38	32-38mm	117	18	41.5	15.2	35.2	105	15.3
2187-44	38-44mm	123	18	44.5	15.2	35.2	109	15.3
2187-51	44-51mm	130	18	48	15.2	35.2	117	15.3
2187-57	51-57mm	136	18	45	15.2	35.2	119	15.3
2187-63	57-63mm	143	18	50	15.2	35.2	122	15.3
2187-70	63-70mm	156	20	58	15.2	35.2	132	15.3
2187-76	70-76mm	163	20	60.5	15.2	35.2	137	15.3
2187-82	76-82mm	169	20	64.5	15.2	35.2	140	15.3
2187-89	82-89mm	175	20	66.5	15.2	35.2	146	15.3
2187-95	89-95mm	181	20	69.5	15.2	35.2	149	15.3
2187-101	95-101mm	188	20	70	15.2	35.2	154	15.3
2187-108	101-108mm	198	24	79	15.2	39.2	166	15.3
2187-114	108-114mm	204	24	81	15.2	39.2	172	15.3
2187-120	114-120mm	210	24	86	15.2	39.2	179	15.3
2187-127	120-127mm	217	24	89.5	15.2	39.2	186	15.3
2187-133	127-133mm	223	24	92.5	15.2	39.2	192	15.3
2187-139	133-139mm	229	24	95.5	15.2	39.2	197	15.3
2187-146	139-146mm	235	24	98.5	15.2	39.2	201	15.3
2187-152	146-152mm	242	24	102	15.2	39.2	205	15.3
2187-163	152-163mm	273	21.4	106.7	18.2	39.2	211	18.3
2187-175	163-175mm	273	21.4	106.7	18.2	39.2	211	18.3
2187-188	175-188mm	298.5	21.4	119.7	18.2	39.2	227	18.3
2187-200	188-200mm	298.5	21.4	119.7	18.2	39.2	227	18.3
2187-213	200-213mm	324	21.4	131.7	18.2	39.2	242	18.3
2187-225	213-225mm	324	21.4	131.7	18.2	39.2	242	18.3
2187-238	225-238mm	349.5	21.4	144.7	18.2	39.2	250	18.3
2187-250	238-250mm	349.5	21.4	149	18.2	39.2	250	18.3
2187-263	250-263mm	375.5	21.4	157.7	18.2	39.2	278	18.3
2187-275	263-275mm	375.5	21.4	157.7	18.2	39.2	278	18.3
2187-288	275-288mm	400	21.4	170.7	18.2	39.2	291	18.3
2187-300	288-300mm	400	21.4	170.7	18.2	39.2	291	18.3


PLAIN PLUG GAUGES

The plain limit plug gauge is a specialized measuring tool for testing the dimensional accuracy of hole workpieces. With its dual-structure design of the GO end and NO-GO end, it can quickly determine whether the hole diameter meets the tolerance requirements. It requires no complex reading and enables efficient and convenient operation.

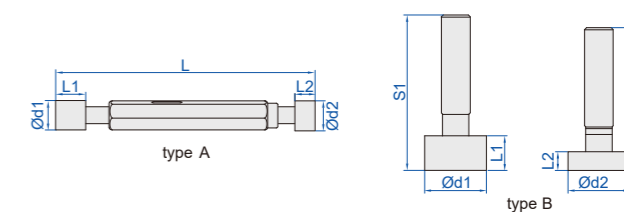


page

PLAIN PLUG GAUGES	90
CARBIDE PLAIN PLUG GAUGES	91
CERAMIC PLAIN PLUG GAUGES	93



4124-12



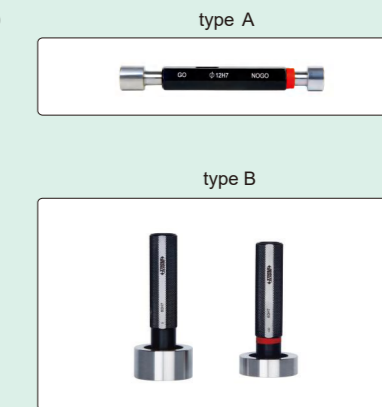
PLAIN PLUG GAUGES

CUSTOM-MADE: OTHER CLASSES ARE AVAILABLE, SUCH AS H8, H9
OTHER DIAMETERS ARE AVAILABLE, SUCH AS 19.003mm
OTHER LENGTHS ARE AVAILABLE, SUCH AS 70mm

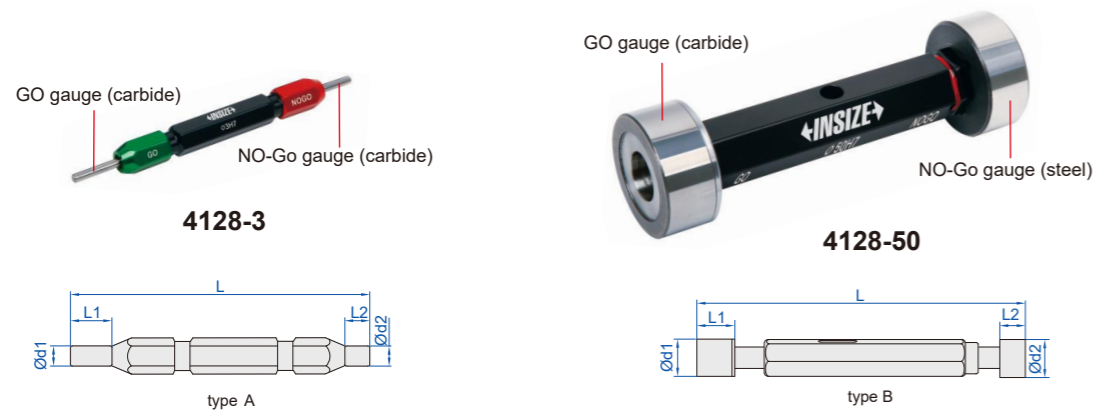
- Supplied with Go and No-Go gauges together
- Class H7
- Hardness HRC 60±2
- Standard DIN7150-2

Size tolerance of H7

Diameter Ød	Type	Size tolerance of Go gauge (µm)	Size tolerance of No-Go gauge (µm)	L1	L2	L	S1, S2
≥2, ≤3	A	+0.5/+2.5	+9/+11	6.5	4.5	62	-
>3, ≤6	A	+0.75/+3.25	+10.75/+13.25	8	6	74	-
>6, ≤10	A	+0.75/+3.25	+13.75/+16.25	10	7	87	-
>10, ≤14	A	+1/+4	+16.5/+19.5	12	8	99	-
>14, ≤18	A	+1/+4	+16.5/+19.5	14	10	114	-
>18, ≤24	A	+1/+5	+19/+23	16	12	132	-
>24, ≤30	A	+1/+5	+19/+23	18	14	136	-
>30, ≤40	A	+1.5/+5.5	+23/+27	20	15	155	-
>40, ≤50	A	+1.5/+5.5	+23/+27	25	18	169	-
>50, ≤65	B	+1.5/+6.5	+27.5/+32.5	30	18	-	164, 152
>65, ≤80	B	+1.5/+6.5	+27.5/+32.5	35	25	-	169, 159
>80, ≤100	B	+2/+8	+32/+38	35	25	-	169, 159



Code	Diameter	Type	Code	Diameter	Type	Code	Diameter	Type	Code	Diameter	Type
4124-2	2mm	A	4124-17	17mm	A	4124-32	32mm	A	4124-47	47mm	A
4124-3	3mm	A	4124-18	18mm	A	4124-33	33mm	A	4124-48	48mm	A
4124-4	4mm	A	4124-19	19mm	A	4124-34	34mm	A	4124-49	49mm	A
4124-5	5mm	A	4124-20	20mm	A	4124-35	35mm	A	4124-50	50mm	A
4124-6	6mm	A	4124-21	21mm	A	4124-36	36mm	A	4124-52	52mm	B
4124-7	7mm	A	4124-22	22mm	A	4124-37	37mm	A	4124-55	55mm	B
4124-8	8mm	A	4124-23	23mm	A	4124-38	38mm	A	4124-60	60mm	B
4124-9	9mm	A	4124-24	24mm	A	4124-39	39mm	A	4124-65	65mm	B
4124-10	10mm	A	4124-25	25mm	A	4124-40	40mm	A	4124-70	70mm	B
4124-11	11mm	A	4124-26	26mm	A	4124-41	41mm	A	4124-75	75mm	B
4124-12	12mm	A	4124-27	27mm	A	4124-42	42mm	A	4124-80	80mm	B
4124-13	13mm	A	4124-28	28mm	A	4124-43	43mm	A	4124-85	85mm	B
4124-14	14mm	A	4124-29	29mm	A	4124-44	44mm	A	4124-90	90mm	B
4124-15	15mm	A	4124-30	30mm	A	4124-45	45mm	A	4124-95	95mm	B
4124-16	16mm	A	4124-31	31mm	A	4124-46	46mm	A	4124-100	100mm	B



CARBIDE PLAIN PLUG GAUGES

CUSTOM-MADE: OTHER CLASSES ARE AVAILABLE, SUCH AS H8, H9, G7
OTHER DIAMETERS ARE AVAILABLE, SUCH AS 19.003mm
OTHER LENGTHS ARE AVAILABLE, SUCH AS 70mm

- Supplied with Go and No-Go gauges together
- Standard DIN7150-2



Size tolerance of H7

(mm)

Diameter	Size tolerance of Go gauge Ød1 (µm)	Size tolerance of No-Go gauge Ød2 (µm)	L1	L2	L
≥1, ≤1.9	+0.5/+2.5	+9/+11	15	12	67
>1.9, ≤3	+0.5/+2.5	+9/+11	15	12	79
>3, ≤4.7	+0.75/+3.25	+10.75/+13.25	15	12	79
>4.7, ≤6	+0.75/+3.25	+10.75/+13.25	15	12	88.5
>6, ≤7.1	+0.75/+3.25	+13.75/+16.25	15	12	88.5
>7.1, ≤8	+0.75/+3.25	+13.75/+16.25	15	12	99
>8, ≤10	+0.75/+3.25	+13.75/+16.25	12	7	75
>10, ≤14	+1/+4	+16.5/+19.5	12	7	82
>14, ≤18	+1/+4	+16.5/+19.5	17	10	97
>18, ≤24	+1/+5	+19/+23	17	12	109
>24, ≤30	+1/+5	+19/+23	17	14	111
>30, ≤40	+1.5/+5.5	+23/+27	20	15	115
>40, ≤50	+1.5/+5.5	+23/+27	20	15	160
>50, ≤60	+1.5/+6.5	+27.5/+32.5	20	15	160

H7

(mm)

Code	Diameter	Type	Code	Diameter	Type	Code	Diameter	Type	Code	Diameter	Type
4128-1*	1	A	4128-14*	14	B	4128-27*	27	B	4128-40*	40	B
4128-2*	2	A	4128-15*	15	B	4128-28*	28	B	4128-41*	41	B
4128-3*	3	A	4128-16*	16	B	4128-29*	29	B	4128-42*	42	B
4128-4*	4	A	4128-17*	17	B	4128-30*	30	B	4128-43*	43	B
4128-5*	5	A	4128-18*	18	B	4128-31*	31	B	4128-44*	44	B
4128-6*	6	A	4128-19*	19	B	4128-32*	32	B	4128-45*	45	B
4128-7*	7	A	4128-20*	20	B	4128-33*	33	B	4128-46*	46	B
4128-8*	8	A	4128-21*	21	B	4128-34*	34	B	4128-47*	47	B
4128-9*	9	B	4128-22*	22	B	4128-35*	35	B	4128-48*	48	B
4128-10*	10	B	4128-23*	23	B	4128-36*	36	B	4128-49*	49	B
4128-11*	11	B	4128-24*	24	B	4128-37*	37	B	4128-50*	50	B
4128-12*	12	B	4128-25*	25	B	4128-38*	38	B	4128-52*	52	B
4128-13*	13	B	4128-26*	26	B	4128-39*	39	B	4128-55*	55	B
									4128-60*	60	B

*Supplied with manufacturer inspection certificate

CARBIDE PLAIN PLUG GAUGES (SINGLE END)

CUSTOM-MADE: OTHER CLASSES ARE AVAILABLE, SUCH AS H8, H9, G7
OTHER DIAMETERS ARE AVAILABLE, SUCH AS 19.003mm
OTHER LENGTHS ARE AVAILABLE, SUCH AS 70mm

- Supplied with Go and No-Go gauges together
- Standard DIN7150-2



Size tolerance of H7

(mm)


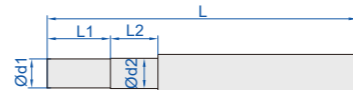
Diameter	Size tolerance of Go gauge Ød1 (µm)	Size tolerance of No-Go gauge Ød2 (µm)	L1	L2	L
≥0.5, ≤3	+0.5/+2.5	+9/+11	20	15	95
>3, ≤6	+0.75/+3.25	+10.75/+13.25	20	15	95
>6, ≤10	+0.75/+3.25	+13.75/+16.25	20	15	95
>10, ≤15	+1/+4	+16.5/+19.5	20	15	95
>15, ≤18	+1/+4	+16.5/+19.5	20	15	115
>18, ≤30	+1/+5	+19/+23	20	15	115
>30, ≤40	+1.5/+5.5	+23/+27	20	15	115

H7

(mm)

Code	Diameter	Code	Diameter
6331-1*	1	6331-21*	21
6331-2*	2	6331-22*	22
6331-3*	3	6331-23*	23
6331-4*	4	6331-24*	24
6331-5*	5	6331-25*	25
6331-6*	6	6331-26*	26
6331-7*	7	6331-27*	27
6331-8*	8	6331-28*	28
6331-9*	9	6331-29*	29
6331-10*	10	6331-30*	30
6331-11*	11	6331-31*	31
6331-12*	12	6331-32*	32
6331-13*	13	6331-33*	33
6331-14*	14	6331-34*	34
6331-15*	15	6331-35*	35
6331-16*	16	6331-36*	36
6331-17*	17	6331-37*	37
6331-18*	18	6331-38*	38
6331-19*	19	6331-39*	39
6331-20*	20	6331-40*	40

*Supplied with manufacturer inspection certificate



CERAMIC PLAIN PLUG GAUGES (SINGLE END)

CUSTOM-MADE: OTHER CLASSES ARE AVAILABLE, SUCH AS H8, H9, G7
OTHER DIAMETERS ARE AVAILABLE, SUCH AS 19.003mm
OTHER LENGTHS ARE AVAILABLE, SUCH AS 70mm

- Supplied with Go and No-Go gauges together
- Made of ceramic, extremely wear resistance and corrosion resistance, dimensional stability
- Standard DIN7150-2



Size tolerance of H7

(mm)

Diameter	Size tolerance of Go gauge Ød1 (µm)	Size tolerance of No-Go gauge Ød2 (µm)	L1	L2	L
≥0.5, ≤3	+0.5/+2.5	+9/+11	20	15	95
>3, ≤6	+0.75/+3.25	+10.75/+13.25	20	15	95
>6, ≤10	+0.75/+3.25	+13.75/+16.25	20	15	95
>10, ≤15	+1/+4	+16.5/+19.5	20	15	95
>15, ≤18	+1/+4	+16.5/+19.5	20	15	115
>18, ≤30	+1/+5	+19/+23	20	15	115
>30, ≤40	+1.5/+5.5	+23/+27	20	15	115

H7

(mm)

Code	Diameter	Code	Diameter
6333-1*	1	6333-21*	21
6333-2*	2	6333-22*	22
6333-3*	3	6333-23*	23
6333-4*	4	6333-24*	24
6333-5*	5	6333-25*	25
6333-6*	6	6333-26*	26
6333-7*	7	6333-27*	27
6333-8*	8	6333-28*	28
6333-9*	9	6333-29*	29
6333-10*	10	6333-30*	30
6333-11*	11	6333-31*	31
6333-12*	12	6333-32*	32
6333-13*	13	6333-33*	33
6333-14*	14	6333-34*	34
6333-15*	15	6333-35*	35
6333-16*	16	6333-36*	36
6333-17*	17	6333-37*	37
6333-18*	18	6333-38*	38
6333-19*	19	6333-39*	39
6333-20*	20	6333-40*	40

*Supplied with manufacturer inspection certificate

CERAMIC PLAIN PLUG GAUGES

CUSTOM-MADE: OTHER CLASSES ARE AVAILABLE, SUCH AS H8, H9, G7
OTHER DIAMETERS ARE AVAILABLE, SUCH AS 19.003mm
OTHER LENGTHS ARE AVAILABLE, SUCH AS 70mm

- Supplied with Go and No-Go gauges together
- Made of ceramic, extremely wear resistance and corrosion resistance, dimensional stability
- Standard DIN7150-2



Size tolerance of H7

(mm)

Diameter	Size tolerance of Go gauge Ød1 (µm)	Size tolerance of No-Go gauge Ød2 (µm)	L1	L2	L
≥0.5, ≤3	+0.5/+2.5	+9/+11	20	15	95
>3, ≤6	+0.75/+3.25	+10.75/+13.25	20	15	95
>6, ≤10	+0.75/+3.25	+13.75/+16.25	20	15	95
>10, ≤15	+1/+4	+16.5/+19.5	20	15	95
>15, ≤18	+1/+4	+16.5/+19.5	20	15	115
>18, ≤30	+1/+5	+19/+23	20	15	115
>30, ≤40	+1.5/+5.5	+23/+27	20	15	115

H7

(mm)

Code	Diameter	Code	Diameter	Code	Diameter	Code	Diameter	Code	Diameter
6332-1*	1	6332-11*	11	6332-21*	21	6332-31*	31	6332-41*	41
6332-2*	2	6332-12*	12	6332-22*	22	6332-32*	32	6332-42*	42
6332-3*	3	6332-13*	13	6332-23*	23	6332-33*	33	6332-43*	43
6332-4*	4	6332-14*	14	6332-24*	24	6332-34*	34	6332-44*	44
6332-5*	5	6332-15*	15	6332-25*	25	6332-35*	35	6332-45*	45
6332-6*	6	6332-16*	16	6332-26*	26	6332-36*	36	6332-46*	46
6332-7*	7	6332-17*	17	6332-27*	27	6332-37*	37	6332-47*	47
6332-8*	8	6332-18*	18	6332-28*	28	6332-38*	38	6332-48*	48
6332-9*	9	6332-19*	19	6332-29*	29	6332-39*	39	6332-49*	49
6332-10*	10	6332-20*	20	6332-30*	30	6332-40*	40	6332-50*	50

*Supplied with manufacturer inspection certificate

SPLINE PLUG&RING GAUGES

The spline ring and plug gauge is a specialized measuring tool for inspecting the dimensional and geometric tolerances of internal/external spline workpieces. It is divided into two types: spline ring gauge (for measuring external splines) and spline plug gauge (for measuring internal splines), and serves as a core precision tool in the mass production of splines.



SPLINE PLUG GAUGES

page

96

SPLINE RING GAUGES

96



SPLINE PLUG GAUGES CODE 6341

CUSTOM-MADE

- Suitable for pass or fail inspection of internal splines
- Made of high carbon alloy tool steel
- Hardness HRC60-62
- Information required for order: number of teeth, module, pressure angle and lernce grade of splines



SPLINE RING GAUGES CODE 6342

CUSTOM-MADE

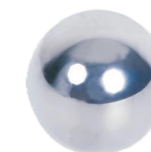
- Suitable for pass or fail inspection of external splines
- Made of high carbon alloy tool steel
- Hardness HRC60-62
- Information required for order: number of teeth, module, pressure angle and lernce grade of splines

MEASURING BALLS

Measuring balls are common standard measuring tools in the field of precision testing. With the characteristics of high roundness and high dimensional accuracy, they are widely used in dimensional calibration, geometric tolerance testing (such as hole diameter and arc radius measurement), and instrument calibration. They are key auxiliary tools for ensuring the accuracy of test results, and common materials include ceramic balls, steel balls, carbide balls, etc.



CARBIDE MEASURING BALLS	98
CERAMIC MEASURING BALLS	99
STEEL MEASURING BALLS	100



4172-20

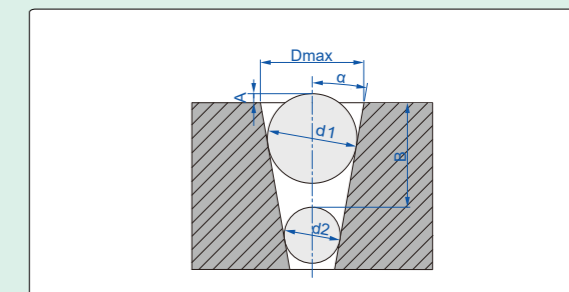
CARBIDE MEASURING BALLS



- To measure angle and diameter of taper holes
- Material: carbide
- Hardness: ≥HRA87
- Diameter accuracy: ±3µm
- Roundness: 1µm
- Supplied with manufacturer inspection certificate

Individual		Individual	
Code	Diameter	Code	Diameter
4172-2	2mm	4172-8D5	8.5mm
4172-2D5	2.5mm	4172-10	10mm
4172-3	3mm	4172-12	12mm
4172-3D5	3.5mm	4172-14	14mm
4172-4	4mm	4172-15	15mm
4172-4D5	4.5mm	4172-16	16mm
4172-5	5mm	4172-18	18mm
4172-6	6mm	4172-20	20mm
4172-6D5	6.5mm	4172-30	30mm
4172-8	8mm		

calculate angle (α) and diameter (Dmax) according to the ball diameter (d1, d2), height (A) and depth (B)



Set (19 pairs)

Code	Carbide balls included (one pair per size)
4172-S19	2mm, 2.5mm, 3mm, 3.5mm, 4mm, 4.5mm, 5mm, 6mm, 6.5mm, 8mm, 8.5mm, 10mm, 12mm, 14mm, 15mm, 16mm, 18mm, 20mm, 30mm



4190-40D000

CERAMIC MEASURING BALLS



- Zirconia material, high strength and hardness, extremely wear resistance and corrosion resistance, good insulation, antistatic and magnetic resistance
- Mirror surface without holes
- Supplied with manufacturer inspection certificate

Individual

Code	Diameter	Accuracy	Roundness
4190-1D000	1.000mm	±2µm	0.5µm
4190-1D200	1.200mm	±2µm	0.5µm
4190-1D300	1.300mm	±2µm	0.5µm
4190-1D340	1.340mm	±2µm	0.5µm
4190-1D500	1.500mm	±2µm	0.5µm
4190-1D588	1.588mm (1/16")	±2µm	0.5µm
4190-1D750	1.750mm	±2µm	0.5µm
4190-2D000	2.000mm	±2µm	0.5µm
4190-2D381	2.381mm (3/32")	±2µm	0.5µm
4190-2D500	2.500mm	±2µm	0.5µm
4190-2D778	2.778mm (7/64")	±2µm	0.5µm
4190-3D000	3.000mm	±2µm	0.5µm
4190-3D175	3.175mm (1/8")	±2µm	0.5µm
4190-3D500	3.500mm	±2µm	0.5µm
4190-3D969	3.969mm (5/32")	±2µm	0.5µm
4190-4D000	4.000mm	±2µm	0.5µm
4190-4D500	4.500mm	±2µm	0.5µm
4190-4D763	4.763mm (3/16")	±2µm	0.5µm
4190-5D000	5.000mm	±2µm	0.5µm
4190-5D556	5.556mm (7/32")	±2µm	0.5µm
4190-5D953	5.953mm (15/64")	±2µm	0.5µm
4190-6D000	6.000mm	±2µm	0.5µm
4190-6D350	6.350mm (1/4")	±2µm	0.5µm
4190-6D500	6.500mm	±2µm	0.5µm
4190-6D747	6.747mm (17/64")	±2µm	0.5µm
4190-7D000	7.000mm	±2µm	0.5µm
4190-7D144	7.144mm (9/32")	±2µm	0.5µm
4190-7D500	7.500mm	±2µm	0.5µm
4190-7D938	7.938mm (5/16")	±2µm	0.5µm
4190-8D000	8.000mm	±2µm	0.5µm
4190-8D731	8.731mm (11/32")	±2µm	0.5µm

Individual

Code	Diameter	Accuracy	Roundness
4190-9D525	9.525mm (3/8")	±2µm	0.5µm
4190-10D000	10.000mm	±2µm	0.5µm
4190-10D318	10.318mm (13/32")	±2µm	0.5µm
4190-11D000	11.000mm	±2µm	0.5µm
4190-11D113	11.113mm (7/16")	±2µm	0.5µm
4190-11D509	11.509mm (29/64")	±2µm	0.5µm
4190-11D906	11.906mm (15/32")	±2µm	0.5µm
4190-12D000	12.000mm	±2µm	0.5µm
4190-12D303	12.303mm (31/64")	±2µm	0.5µm
4190-12D700	12.700mm (1/2")	±2µm	0.5µm
4190-13D000	13.000mm	±2µm	0.6µm
4190-13D494	13.494mm (17/32")	±2µm	0.6µm
4190-14D000	14.000mm	±2µm	0.6µm
4190-14D288	14.288mm (9/16")	±2µm	0.6µm
4190-15D000	15.000mm	±2µm	0.6µm
4190-15D081	15.081mm (19/32")	±2.5µm	0.6µm
4190-15D875	15.875mm (5/8 ")	±2.5µm	0.6µm
4190-16D000	16.000mm	±2.5µm	0.6µm
4190-16D669	16.669mm (21/32")	±2.5µm	0.6µm
4190-17D462	17.462mm (11/16")	±2.5µm	0.6µm
4190-18D000	18.000mm	±2.5µm	0.6µm
4190-18D256	18.256mm (23/32")	±2.5µm	0.6µm
4190-19D050	19.050mm (3/4")	±2.5µm	0.6µm
4190-19D844	19.844mm (25/32")	±2.5µm	0.6µm
4190-20D000	20.000mm	±2.5µm	0.6µm
4190-22D000	22.000mm	±2.5µm	1µm
4190-22D225	22.225mm (7/8")	±2.5µm	1µm
4190-23D812	23.812mm (15/16")	±2.5µm	1µm
4190-25D000	25.000mm	±2.5µm	1µm
4190-40D000	40.000mm	±2.5µm	1.5µm

Set (25 pairs)

Code	Ceramic balls included (one pair per size)
4190-S25	1, 1.5, 2, 2.5, 3, 3.5, 4, 4.5, 5, 6, 6.5, 7, 7.5, 8, 10, 11, 12, 13, 14, 15, 16, 18, 20, 22, 25mm



4168-S25

STEEL MEASURING BALLS



- To measure angle and diameter of taper holes
- Material: tool steel
- Hardness: HRC63
- Diameter accuracy: ±3µm
- Roundness: 1µm
- Supplied with manufacturer inspection certificate

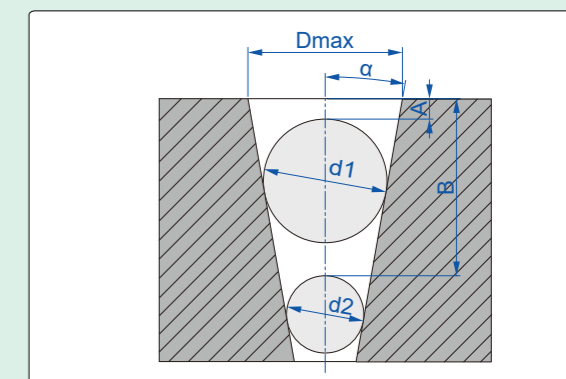
Individual

Code	Diameter
4168-01	1mm
4168-02	2mm
4168-03	3mm
4168-04	4mm
4168-05	5mm
4168-06	6mm
4168-07	7mm
4168-08	8mm
4168-09	9mm
4168-10	10mm
4168-11	11mm
4168-12	12mm
4168-13	13mm

Individual

Code	Diameter
4168-14	14mm
4168-15	15mm
4168-16	16mm
4168-17	17mm
4168-18	18mm
4168-19	19mm
4168-20	20mm
4168-21	21mm
4168-22	22mm
4168-23	23mm
4168-24	24mm
4168-25	25mm

calculate angle (α) and diameter (Dmax) according to the ball diameter (d1, d2), height (A) and depth (B)




Set (25 pairs)


Code	Steel balls included (one pair per size)
4168-S25	1, 2, 3, 4, 5, 6, 7, 8, 9, 10, 11, 12, 13, 14, 15, 16, 17, 18, 19, 20, 21, 22, 23, 24, 25mm

THREADED HOLE LOCATION GAUGES

Threaded hole location gauge is a high-precision measuring tool used for accurately measuring the position of threaded holes. By screwing the gauge body into the threaded hole of the workpiece, the precision cylindrical part at its upper end maintains high coaxiality with the threaded hole's axis, thereby providing an accurate reference for subsequent coordinate measurement. The core value of this tool lies in its ability to quickly and easily measure the position degree of threaded holes, the center distance, and the positional relationship with other datum surfaces.



page



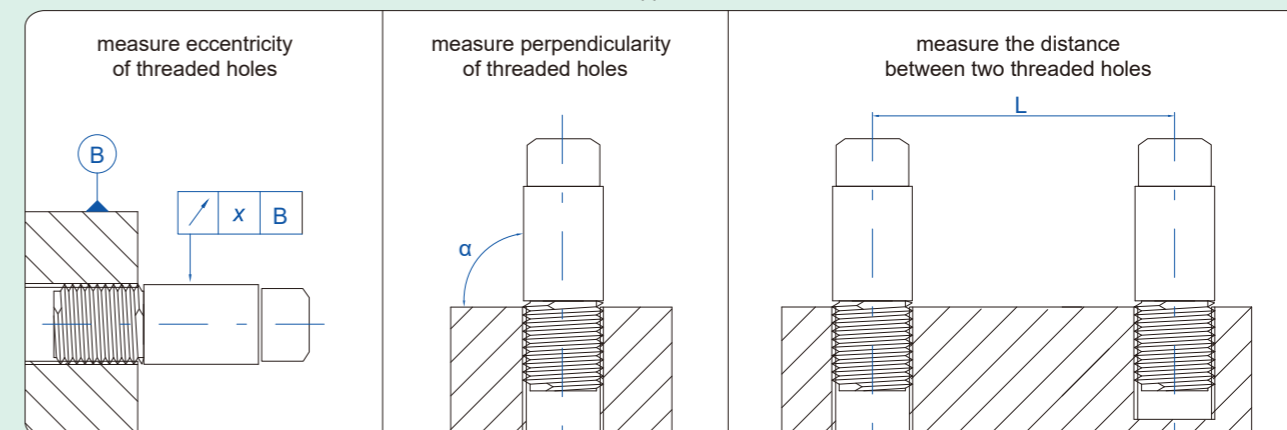
THREADED HOLE LOCATION GAUGES INSIZE PLUS

ANY SIZE WITHIN THE RANGE OF M3-M150MM CAN BE CUSTOMIZED
ACCURACY CLASS CAN BE CUSTOMIZED

- Hardness: HRC60-63



application

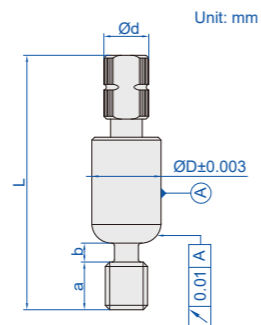


Continued from previous page

(mm)						(mm)					
Code	Size	L	L1	L2	ØD	Code	Size	L	L1	L2	ØD
4662-3	M3×0.5-6H	29	8	6	3	4662-12R	M12×1.5-6H	53	10	18	12
4662-4	M4×0.7-6H	31.4	8	8.4	4	4662-14	M14×2-6H	59	10	24	14
4662-5	M5×0.8-6H	32.6	8	9.6	5	4662-14P	M14×1-6H	47	10	12	14
4662-6	M6×1-6H	47	10	12	6	4662-14R	M14×1.5-6H	53	10	18	14
4662-8	M8×1.25-6H	50	10	15	8	4662-16	M16×2-6H	59	10	24	16
4662-8P	M8×1-6H	47	10	12	8	4662-16P	M16×1-6H	47	10	12	16
4662-10	M10×1.5-6H	53	10	18	10	4662-16R	M16×1.5-6H	53	10	18	16
4662-10P	M10×1-6H	47	10	12	10	4662-20	M20×2.5-6H	65	10	30	20
4662-12	M12×1.75-6H	56	10	21	12	4662-20P	M20×1-6H	47	10	12	20
4662-12P	M12×1-6H	47	10	12	12	4662-20R	M20×1.5-6H	53	10	18	20



4676-12



Unit: mm

THREADED HOLE LOCATION GAUGES



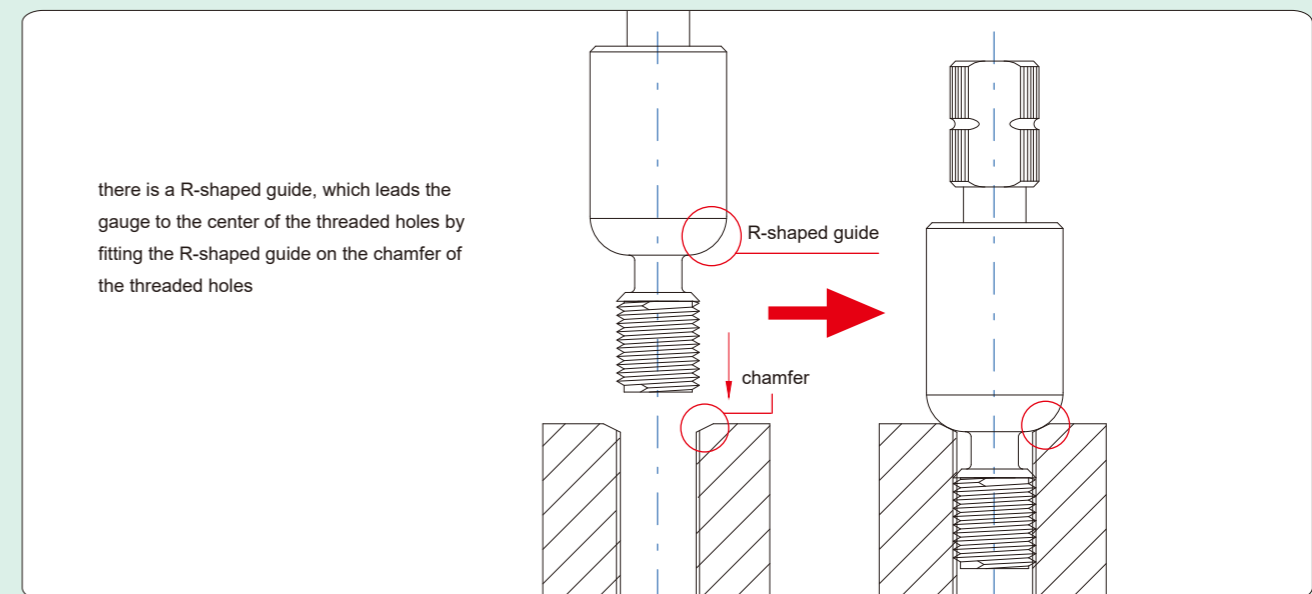
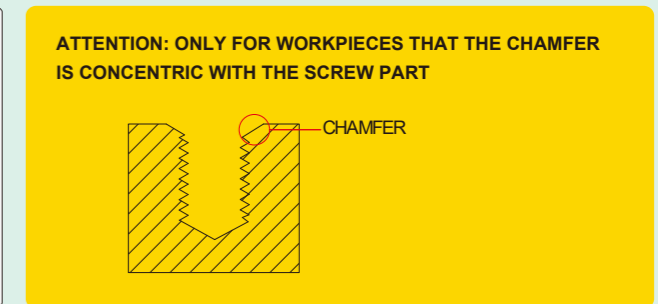
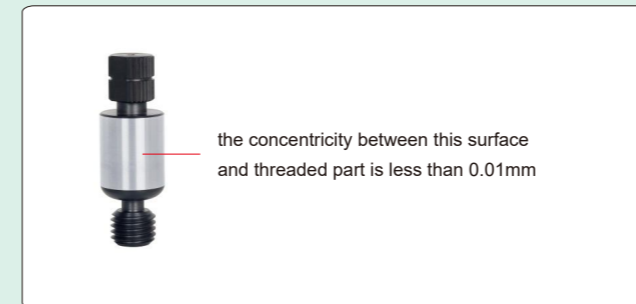
- Only for the workpieces that the chamfer is concentric with the screw part



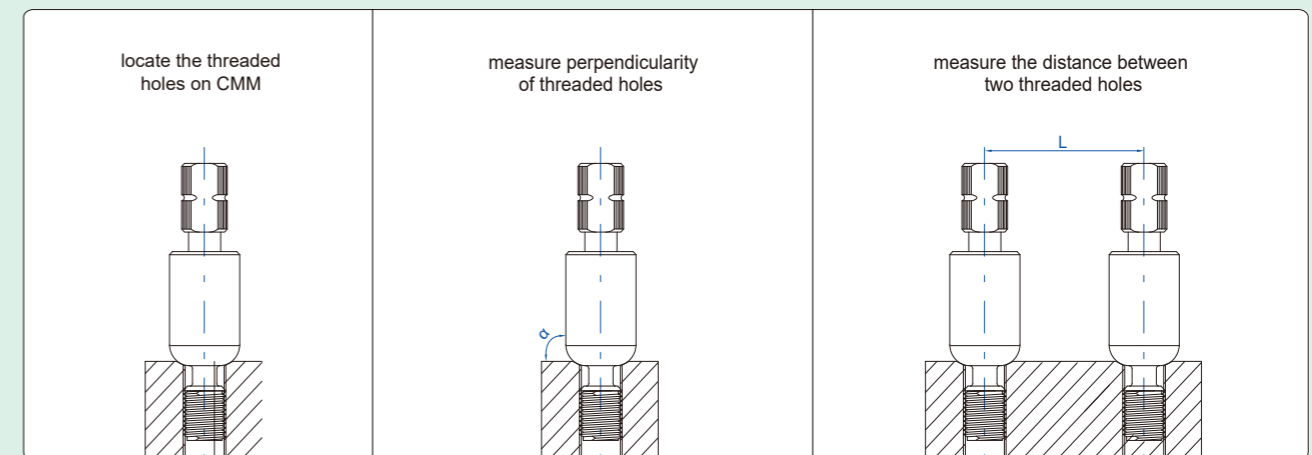
(mm)						
Code	Size	Ød	ØD	a	b	L
4676-3	M3×0.5	4	7	4	2	26
4676-4	M4×0.7	4	7	4	2	26
4676-5	M5×0.8	5.5	9	6	2	33
4676-6	M6×1.0	5.5	9	6	2	33
4676-8	M8×1.25	8.5	13	9	3.5	48
4676-10	M10×1.5	8.5	13	9	3.5	48
4676-12	M12×1.75	12	17	10	3.5	55

To be continued

Continued from previous page



application



THREAD DEPTH GAUGES

Thread depth gauge is a specialized measuring tool used for accurately measuring the effective thread depth of threaded holes. It typically integrates the function of a thread go/no-go gauge, enabling simultaneous inspection of the diameter acceptability (go/no-go) and the depth dimension of the thread, ensuring that the machining quality of the threaded hole meets the required standards



DIGITAL THREAD DEPTH GAUGES

page

106

THREAD DEPTH GAUGES

107



4649-6

DIGITAL THREAD DEPTH GAUGES

←INSIZE→PLUS

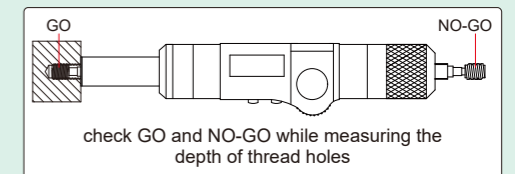
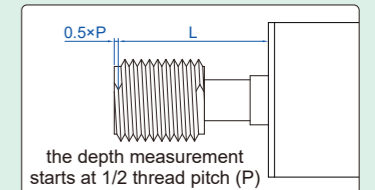
DATA OUTPUT

INSPECTION
CERTIFICATE

- Supplied with GO and NO-GO gauges together
- Check GO and NO-GO while measuring the depth of thread holes
- Resolution: 0.01mm/0.0005"
- Depth 0-40mm: accuracy±0.04mm; Depth 40-80mm: accuracy±0.06mm
- Data output
- Button function: on/off, inch/metric conversion, reading hold, data preset, absolute/incremental measurement
- Battery CR2032, automatic power off, move the digital unit to turn on power
- The GO gauge can be replaced after wear
- Optional accessory: data output cable (code 7302-85), zero block (code 4668-SETTER), removal tool (code 4668-TOOL)



VIDEO



Metric thread

Code	Size (mm)	Depth range
4649-2*	M2x0.4-6H	0-8mm
4649-2D5*	M2.5x0.45-6H	0-10mm
4649-3*	M3x0.5-6H	0-12mm
4649-3D5*	M3.5x0.6-6H	0-14mm
4649-4*	M4x0.7-6H	0-16mm
4649-5*	M5x0.8-6H	0-20mm
4649-6*	M6x1-6H	0-24mm
4649-7*	M7x1-6H	0-28mm
4649-8*	M8x1.25-6H	0-32mm
4649-10*	M10x1.5-6H	0-40mm
4649-12*	M12x1.75-6H	0-48mm
4649-14*	M14x2-6H	0-56mm
4649-16*	M16x2-6H	0-64mm
4649-18*	M18x2.5-6H	0-72mm
4649-20*	M20x2.5-6H	0-80mm
4649-22*	M22x2.5-6H	0-80mm
4649-24*	M24x3-6H	0-80mm
4649-27*	M27x3-6H	0-80mm
4649-30*	M30x3.5-6H	0-80mm

Metric fine thread

Code	Size (mm)	Depth range
4649-8P*	M8x1-6H	0-32mm
4649-10P*	M10x1-6H	0-40mm
4649-10T*	M10x1.25-6H	0-40mm
4649-12P*	M12x1-6H	0-48mm
4649-12T*	M12x1.25-6H	0-48mm
4649-12R*	M12x1.5-6H	0-48mm
4649-14P*	M14x1-6H	0-56mm
4649-14T*	M14x1.25-6H	0-56mm
4649-14R*	M14x1.5-6H	0-56mm
4649-16P*	M16x1-6H	0-64mm
4649-16R*	M16x1.5-6H	0-64mm
4649-18P*	M18x1-6H	0-72mm
4649-18R*	M18x1.5-6H	0-72mm
4649-20P*	M20x1-6H	0-80mm
4649-20R*	M20x1.5-6H	0-80mm
4649-22P*	M22x1-6H	0-80mm
4649-22R*	M22x1.5-6H	0-80mm
4649-24P*	M24x1-6H	0-80mm
4649-24R*	M24x1.5-6H	0-80mm

* Supplied with manufacturer inspection certificate



4666-6

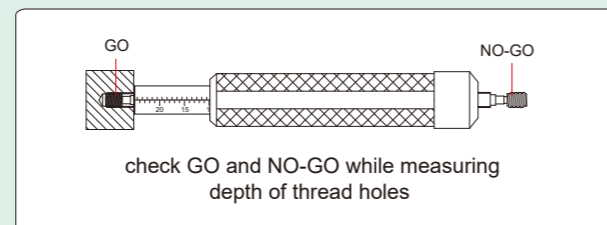
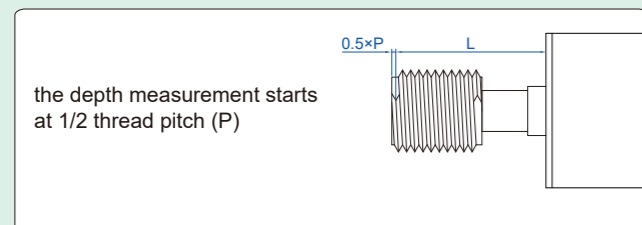


4666-14PA

THREAD DEPTH GAUGES



- Supplied with GO and NO-GO gauges together
- Check GO and NO-GO while measuring the depth thread holes
- The GO gauge can be replaced after wear
- Optional accessory: zero block (code **4668-SETTER**), removal tool (code **4668-TOOL**)



Metric thread (without vernier reading, graduation: 0.5mm, accuracy: ±0.25mm)

Code	Size (mm)	Depth range
4666-2*	M2x0.4-6H	0-8mm
4666-2D5*	M2.5x0.45-6H	0-10mm
4666-3*	M3x0.5-6H	0-11mm
4666-3D5*	M3.5x0.6-6H	0-14mm
4666-4*	M4x0.7-6H	0-15mm
4666-5*	M5x0.8-6H	0-20mm
4666-6*	M6x1-6H	0-24mm
4666-7*	M7x1-6H	0-28mm
4666-8*	M8x1.25-6H	0-32mm
4666-10*	M10x1.5-6H	0-40mm
4666-12*	M12x1.75-6H	0-48mm
4666-14*	M14x2-6H	0-56mm
4666-16*	M16x2-6H	0-64mm
4666-18*	M18x2.5-6H	0-72mm
4666-20*	M20x2.5-6H	0-80mm
4666-22*	M22x2.5-6H	0-80mm
4666-24*	M24x3-6H	0-80mm
4666-27*	M27x3-6H	0-80mm
4666-30*	M30x3.5-6H	0-80mm

Metric thread (with vernier reading, graduation: 0.1mm, accuracy: ±0.1mm)

Code	Size (mm)	Depth range
4666-2A*	M2x0.4-6H	0-8mm
4666-2D5A*	M2.5x0.45-6H	0-10mm
4666-3A*	M3x0.5-6H	0-11mm
4666-3D5A*	M3.5x0.6-6H	0-14mm
4666-4A*	M4x0.7-6H	0-15mm
4666-5A*	M5x0.8-6H	0-20mm
4666-6A*	M6x1-6H	0-24mm
4666-7A*	M7x1-6H	0-28mm
4666-8A*	M8x1.25-6H	0-32mm
4666-10A*	M10x1.5-6H	0-40mm
4666-12A*	M12x1.75-6H	0-48mm
4666-14A*	M14x2-6H	0-56mm
4666-16A*	M16x2-6H	0-64mm
4666-18A*	M18x2.5-6H	0-72mm
4666-20A*	M20x2.5-6H	0-80mm
4666-22A*	M22x2.5-6H	0-80mm
4666-24A*	M24x3-6H	0-80mm
4666-27A*	M27x3-6H	0-80mm
4666-30A*	M30x3.5-6H	0-80mm

Continued from previous page

Metric fine thread (without vernier reading, graduation: 0.5mm, accuracy: ±0.25mm)

Code	Size (mm)	Depth range
4666-8P*	M8x1-6H	0-32mm
4666-10P*	M10x1-6H	0-40mm
4666-10T*	M10x1.25-6H	0-40mm
4666-12P*	M12x1-6H	0-48mm
4666-12T*	M12x1.25-6H	0-48mm
4666-12R*	M12x1.5-6H	0-48mm
4666-14P*	M14x1-6H	0-56mm
4666-14T*	M14x1.25-6H	0-56mm
4666-14R*	M14x1.5-6H	0-56mm
4666-16P*	M16x1-6H	0-64mm
4666-16R*	M16x1.5-6H	0-64mm
4666-18P*	M18x1-6H	0-72mm
4666-18R*	M18x1.5-6H	0-72mm
4666-20P*	M20x1-6H	0-80mm
4666-20R*	M20x1.5-6H	0-80mm
4666-22P*	M22x1-6H	0-80mm
4666-22R*	M22x1.5-6H	0-80mm
4666-24P*	M24x1-6H	0-80mm
4666-24R*	M24x1.5-6H	0-80mm

Metric fine thread (with vernier reading, graduation: 0.1mm, accuracy: ±0.1mm)

Code	Size (mm)	Depth range
4666-8PA*	M8x1-6H	0-32mm
4666-10PA*	M10x1-6H	0-40mm
4666-10TA*	M10x1.25-6H	0-40mm
4666-12PA*	M12x1-6H	0-48mm
4666-12TA*	M12x1.25-6H	0-48mm
4666-12RA*	M12x1.5-6H	0-48mm
4666-14PA*	M14x1-6H	0-56mm
4666-14TA*	M14x1.25-6H	0-56mm
4666-14RA*	M14x1.5-6H	0-56mm
4666-16PA*	M16x1-6H	0-64mm
4666-16RA*	M16x1.5-6H	0-64mm
4666-18PA*	M18x1-6H	0-72mm
4666-18RA*	M18x1.5-6H	0-72mm
4666-20PA*	M20x1-6H	0-80mm
4666-20RA*	M20x1.5-6H	0-80mm
4666-22PA*	M22x1-6H	0-80mm
4666-22RA*	M22x1.5-6H	0-80mm
4666-24PA*	M24x1-6H	0-80mm
4666-24RA*	M24x1.5-6H	0-80mm

* Supplied with manufacturer inspection certificate

THREAD MEASURE DEVICES

Thread measuring instruments are specialized equipment used for accurately detecting various parameters of threads.

They can greatly improve the efficiency of thread detection and are suitable for the rapid inspection of mass-produced products.



SEMI-AUTOMATIC THREAD INSPECTORS

110

AUTOMATIC THREAD INSPECTION MACHINES


111

HANDHELD THREAD INSPECTION MACHINES

113

EXTERNAL THREAD MEASURING DEVICES

116



SEMI-AUTOMATIC THREAD INSPECTOR CODE TGI

CUSTOM-MADE

- Rapid inspection of thread
- Speed and torque are adjustable
- Reverse button: if abnormal thread is detected, thread gauge will be stuck, press the reverse button to exit
- Different thread gauges and workpiece fixtures can be replaced
- Thread gauges with DLC coating, excellent wear resistance
- For different length of thread by adjusting the position of approach switch
- Optional accessory: GO thread plug gauges, GO thread ring gauges, thread plug gauge fixtures, custom-made workpiece fixtures



VIDEO

SPECIFICATION

Measuring range	external thread: M5~M20 (Go thread ring gauges) internal thread: M3~M36 (Go thread plug gauges)
Torque range	clearance fit: 0.1~0.35Nm, interference fit: 0.4~1.4Nm
Speed range	100~2200r/min
Power supply	power adapter
Rated power	24W
Weight	3kg
Dimension	160×190×250mm

GO thread ring gauge
(optional)





AUTOMATIC THREAD INSPECTION MACHINE
CODE TCM

CUSTOM-MADE



- For inspection of GO, NO-GO and depth of threads
- Can be for repair of thread defects
- Real-time display of torque, circles, OK and NG counts
- If NG thread is detected, audible and visual alarm are activated and the motor is automatically reversed to exit the thread gauge
- Different thread gauges and workpiece fixtures can be replaced
- For different length of thread by adjusting the induction switch
- Thread gauges with DLC coating, excellent wear resistance
- Optional accessory: thread plug gauges, thread ring gauges thread gauge fixtures, custom-made workpiece fixtures, foot switch (code TCM-01)

SPECIFICATION

Measuring range	thread: M1~M30
Reprocessing range	thread: M1~M20
Torque range	guide torque: 0~1.27N.m, max. torque: 0~1.27N.m
Speed range	0~3000 r/min
Time range	retract time: 0.1~99s, interval: 0.1~99s
Power supply	220V, 50/60Hz
Rated power	400W
Weight	13kg
Dimension	460x290x330mm

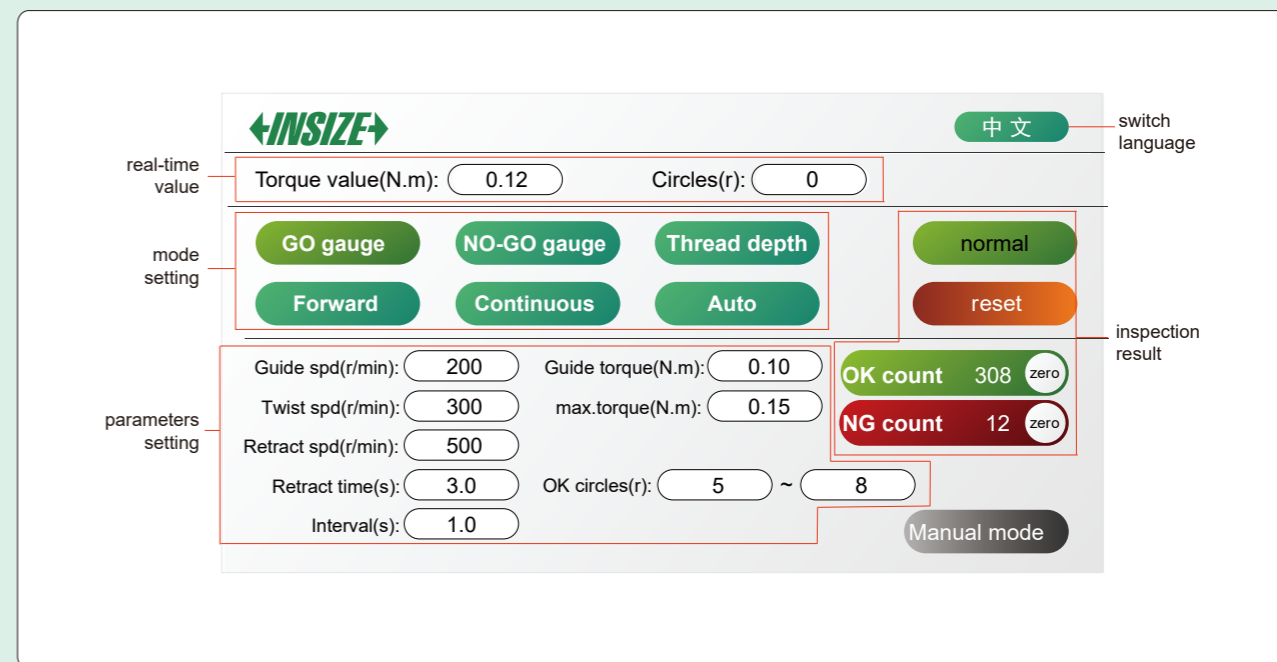
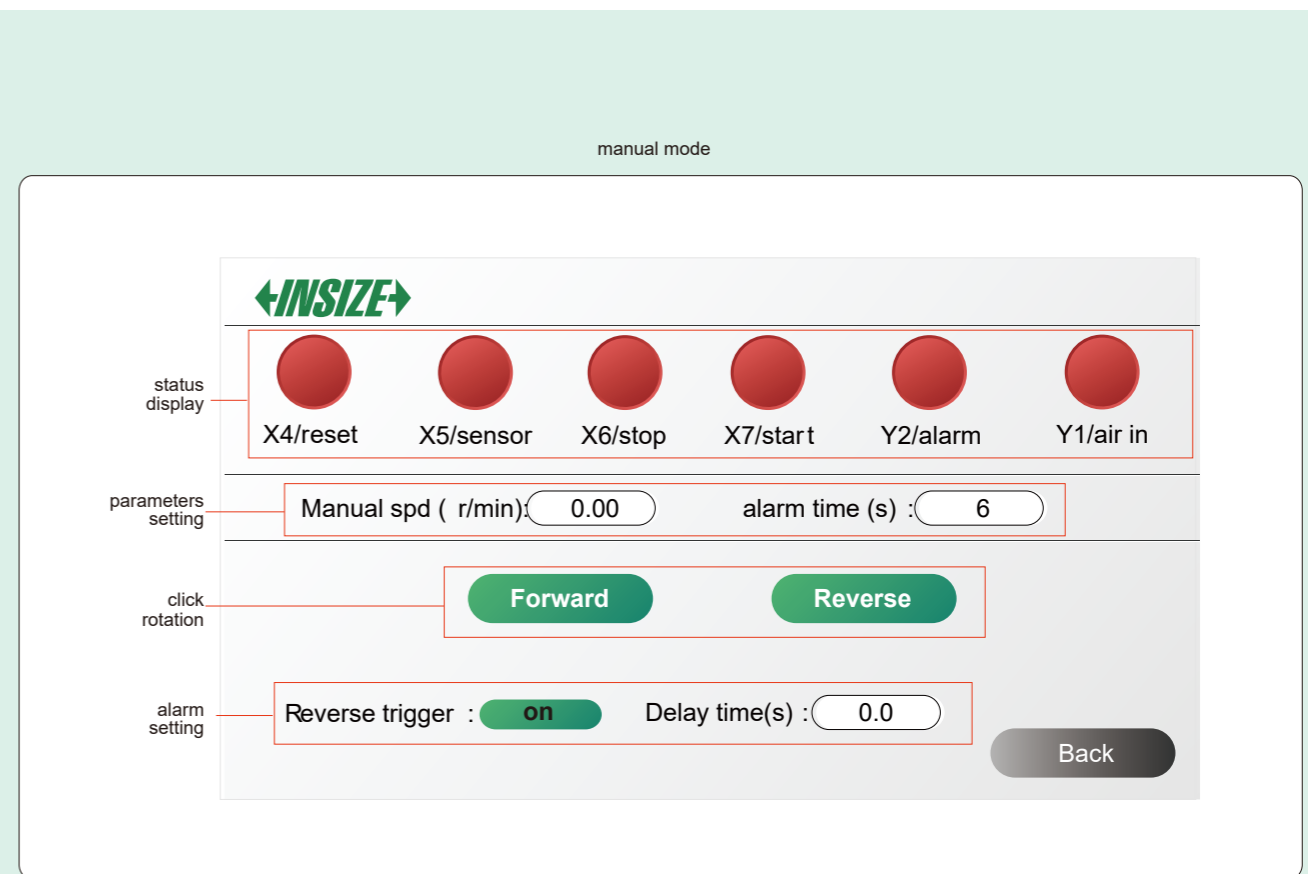
thread ring gauges (optional)



thread plug gauges (optional)



Continued from previous page



To be continued



HANDHELD THREAD INSPECTION MACHINES

ATTENTION: SPEED SHOULD BE BELOW 100RPM FOR THE FINAL STAGE

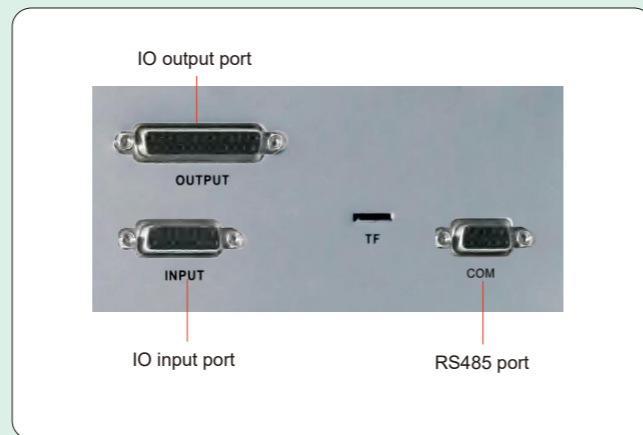
ATTENTION: TORQUE TESTERS ARE NEEDED FOR CALIBRATION

CUSTOMIZED THREAD PLUG GAUGES ARE AVAILABLE

- For inspection of left-hand and right-hand internal thread
- High precision torque+angle control
- Real-time display torque, OK counts, NG counts and pass rate
- If NG thread is detected, the alarm is activated and the corresponding NG parameter is displayed in red on the controller
- Provide programmable IO and RS485 communication port for process control and data transmission
- Thread plug gauges can be replaced with different sizes
- Thread gauges with DLC coating, excellent wear resistance
- Optional accessory: thread plug gauges, balance arm, torque tester

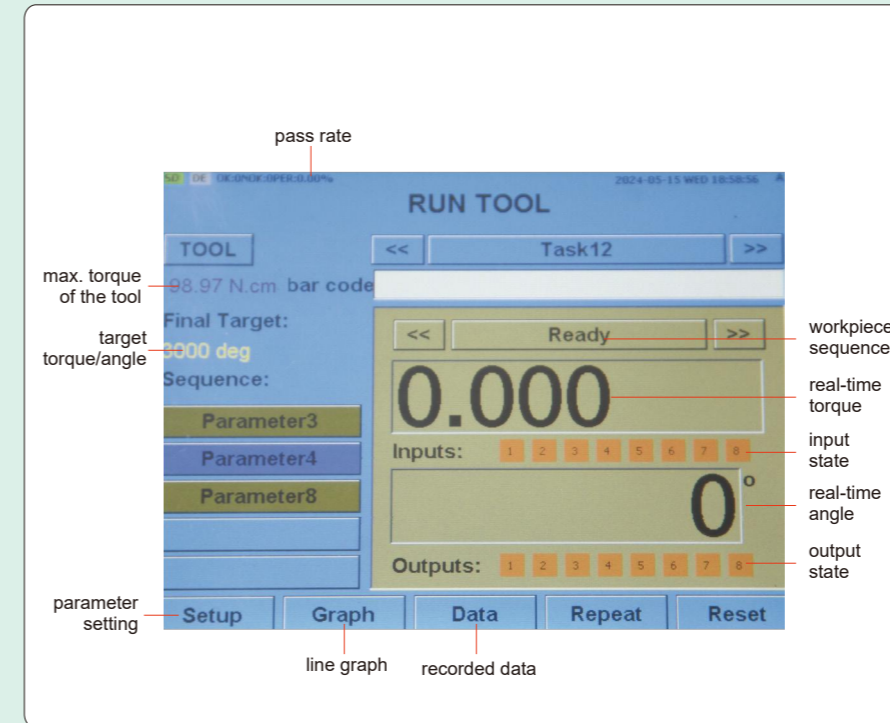


controller (included)



communication port (included)

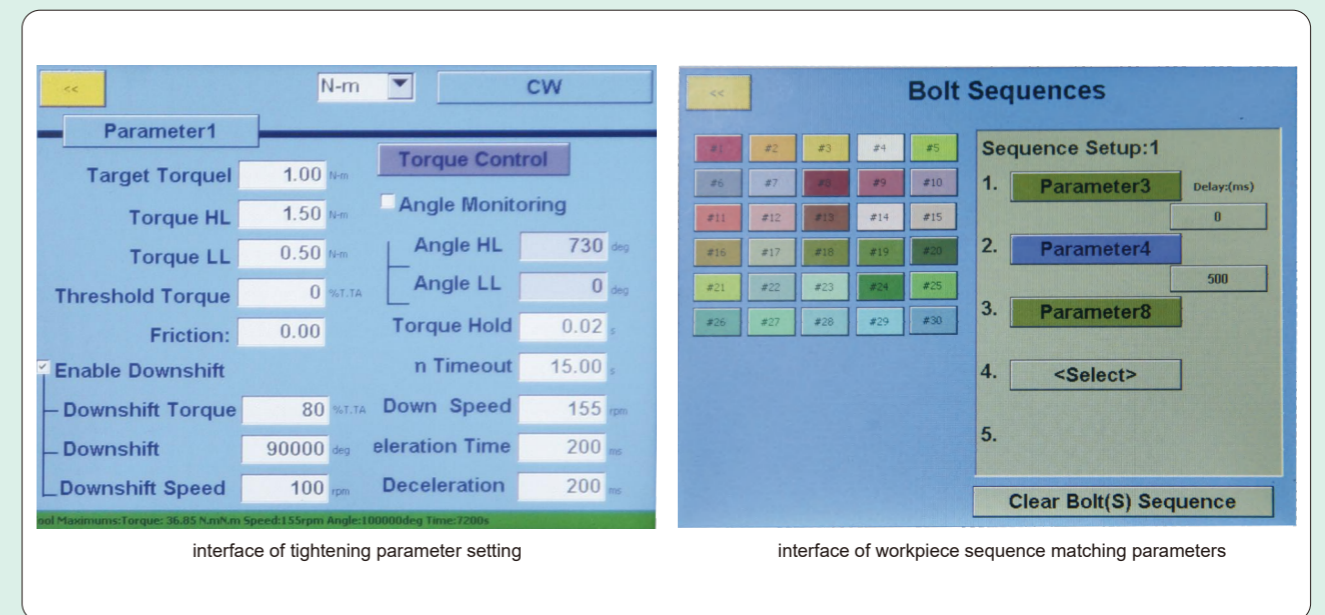
Continued from previous page



controller (included)



balance arm (optional)
code HES-E-X



interface of tightening parameter setting

interface of workpiece sequence matching parameters

Continued from previous page

SPECIFICATION

Code		HES-TP01	HES-TP02
Torque range		0.02~0.23N.m	0.15~0.90N.m
Motor power		DC40W	
Max. speed		5000rpm	1200rpm
Measuring range		internal thread: M4~M13	internal thread: M14~M30
Power supply		AC 85~264V, 47~63Hz	
Operation interface display		touch screen menu operation mode, 3 function buttons+3 LED indicators	
Torque accuracy		±5% at 30%~80% of maximum output torque, ±8% in other range	
Dimension	main body	214×64.4×38mm	231×64.4×38mm
	controller	151.5×185.8×221mm	
Weight	main body	400g	500g
	controller	3500g	

STANDARD DELIVERY

Main body	1 pc
Controller	1 pc
USB transmission cable	1 pc

OPTIONAL ACCESSORY

Thread plug gauge (Go)	HES-TP-□□
Balance arm	HES-E-X
Torque tester	IST-HP1

THREAD PLUG GAUGE (Go)

metric


Code	Size (Go)
HES-TP-4	M4×0.7-6H
HES-TP-5	M5×0.8-6H
HES-TP-6	M6×1-6H
HES-TP-7	M7×1-6H
HES-TP-8	M8×1.25-6H
HES-TP-10	M10×1.5-6H
HES-TP-12	M12×1.75-6H
HES-TP-14	M14×2-6H
HES-TP-16	M16×2-6H
HES-TP-18	M18×2.5-6H
HES-TP-20	M20×2.5-6H
HES-TP-22	M22×2.5-6H
HES-TP-24	M24×3-6H
HES-TP-27	M27×3-6H
HES-TP-30	M30×3.5-6H

metric fine

Code	Size (Go)
HES-TP-8P	M8×1-6H
HES-TP-10P	M10×1-6H
HES-TP-10Q	M10×1.25-6H
HES-TP-12P	M12×1-6H
HES-TP-12Q	M12×1.25-6H
HES-TP-12R	M12×1.5-6H
HES-TP-14P	M14×1-6H
HES-TP-14Q	M14×1.25-6H
HES-TP-14R	M14×1.5-6H
HES-TP-16P	M16×1-6H

metric fine

Code	Size (Go)
HES-TP-16R	M16×1.5-6H
HES-TP-18P	M18×1-6H
HES-TP-18R	M18×1.5-6H
HES-TP-20P	M20×1-6H
HES-TP-20R	M20×1.5-6H
HES-TP-22P	M22×1-6H
HES-TP-22R	M22×1.5-6H
HES-TP-24P	M24×1-6H
HES-TP-24R	M24×1.5-6H
HES-TP-30R	M30×1.5-6H



EXTERNAL THREAD MEASURING DEVICE CODE ISQ-TE100

- Quickly measure major, pitch and minor diameters of external thread
- Suitable for metric, inch, whitworth, NPT and BSPT



VIDEO

SPECIFICATION

Code	Range	Resolution	Accuracy	Repeatability
ISQ-TE100	0-100mm	0.1μm	2μm	0.5μm

OPTIONAL ACCESSORY

Measuring pin	ISQ-TE100-A
Measuring prism	ISQ-TE100-B
Female center	ISQ-TE100-C
Clamp	ISQ-TE100-D
Setting disc	ISQ-TE100-E
60° find pointer	ISQ-TE100-F
55° find pointer	ISQ-TE100-G
Display unit	7131-1A
Linear gauge	7131-01



measure pitch diameter of thread

Measuring pin (optional)

- To measure pitch diameter of external thread
- Each size is supplied in pair
- Hardness: 60±2HRC



Code	Pins included	Pin diameter (mm)
ISQ-TE100-A	21 pairs	0.170, 0.195, 0.220, 0.250, 0.290, 0.335, 0.390, 0.455, 0.530, 0.620, 0.725, 0.895, 1.100, 1.350, 1.650, 2.050, 2.550, 3.200, 4.000, 5.050, 6.350

Continued from previous page

Measuring prism (optional)

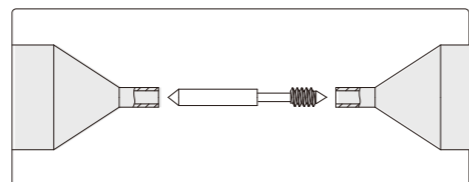

- To measure minor diameter of external thread
- Each size is supplied in pair



Code	Prisms included	Size
ISQ-TE100-B	4 pairs	A, B, C, D (for different types and sizes of thread)

Female center (optional)

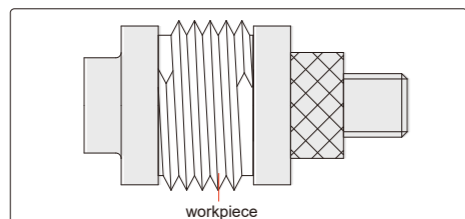
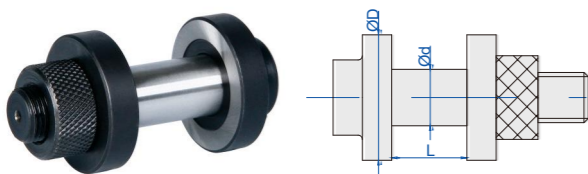
- With small holes to support small workpieces without female centers
- Supplied in pair



Code
ISQ-TE100-C

Clamp (optional)

- To hold large workpieces with inner bore




Code	Clamps included	(mm)		
		Ød	ØD	L
ISQ-TE100-D	3 pcs	13.5	30	0-18
		23	60	0-18
		23	75	0-18

To be continued

Continued from previous page

Setting disc (optional)

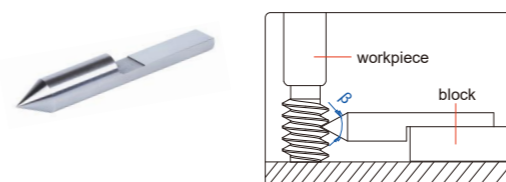
- To set initial value



Code	Discs included	Disc diameter (mm)
ISQ-TE100-E	22 pcs	3, 5, 8, 12, 16, 20, 24, 30, 35, 40, 45, 50, 55, 60, 65, 70, 75, 80, 85, 90, 95, 100


Find pointer (optional)

- To find measuring point of NPT or BSPT



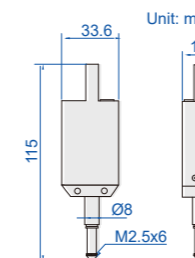
Code	Angle β	Applicable thread
ISQ-TE100-F	60°	NPT
ISQ-TE100-G	55°	BSPT

Display unit (optional)



Code	7131-1A
Display mode	4" LCD
Display unit	mm, μm
Resolution	0.1μm

Linear gauge (optional)



Code	7131-01
Measuring range	12.5mm
Resolution	0.1μm
Accuracy	1μm
Repeatability	0.2μm



MEASUREMENT SOLUTION PROVIDER

www.insize.com



+86-512-68099993

sales@insize.com

80 Xiangyang Road, Suzhou New District, 215009 China